




# Schools: Language Diversity in NSW, 2020

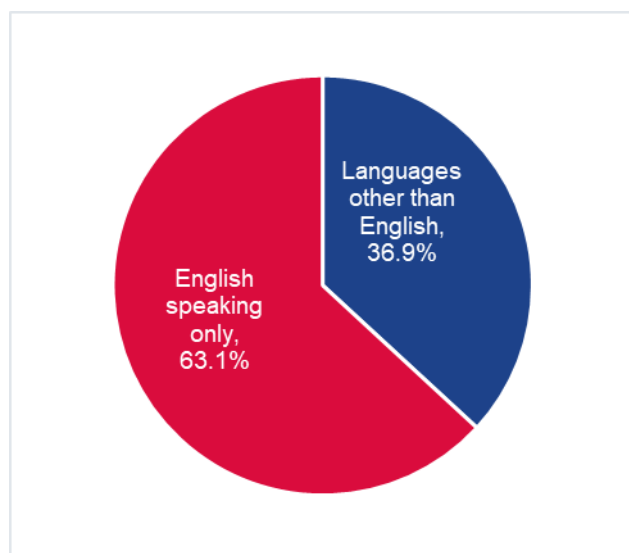


## LBOTE enrolments

In March 2020, 63.1% (519,326) of students enrolled in NSW government schools came from homes where English was the only language spoken. More than a third (36.9%, 304,187) of students came from homes where languages other than English were spoken (Figure 1) by either the students themselves and/or at least one parent or carer.

This was a noticeable increase from 2019, when 35.9% of NSW government students came from language backgrounds other than English (LBOTE). The proportion of LBOTE students has grown steadily from 29.4% in 2010, an increase of 7.5 percentage points in ten years.

**Figure 1: Language background of students in NSW government schools, March 2020**



## Language breakdown

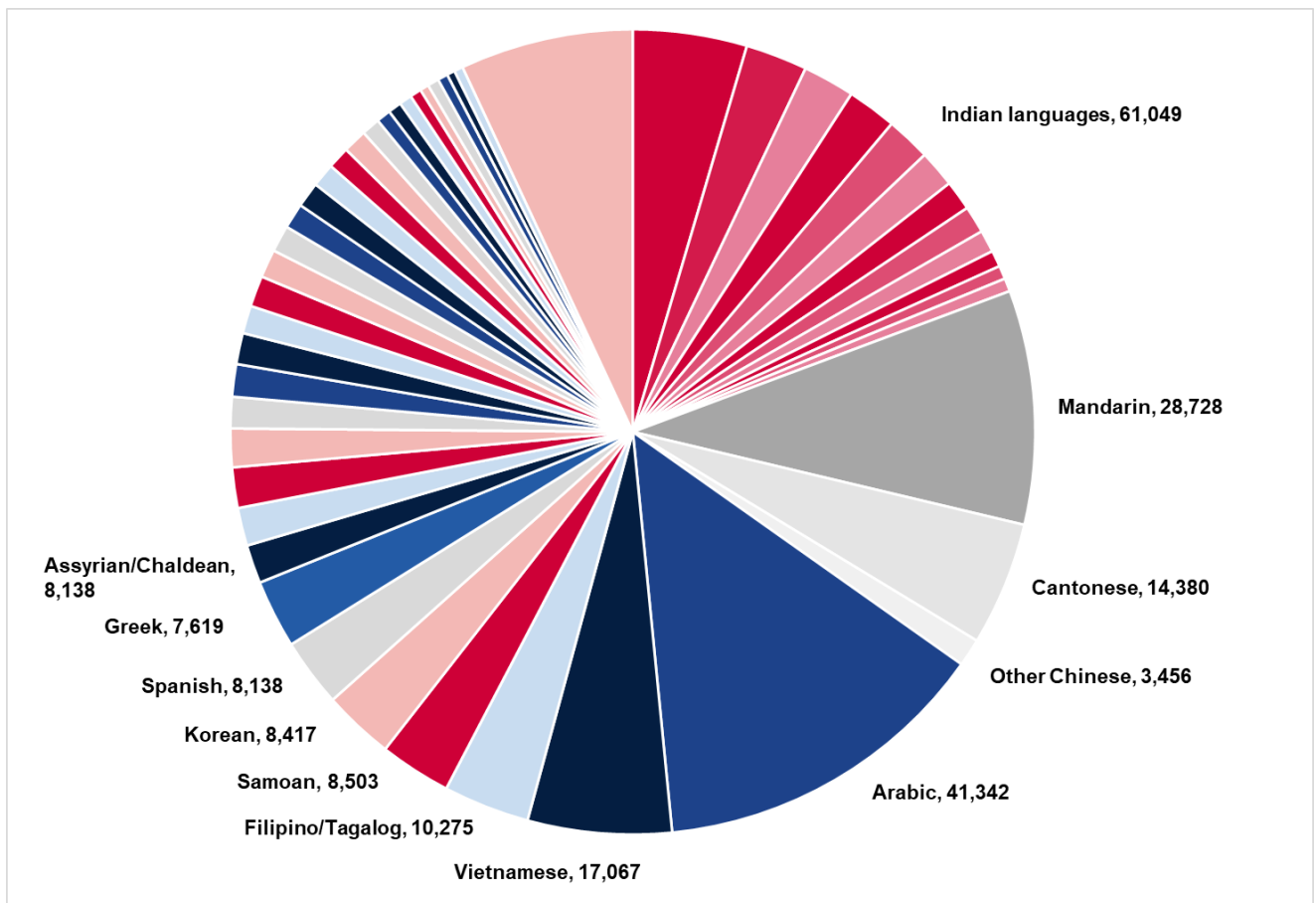
Students from language backgrounds other than English in NSW government schools came from 243 different language backgrounds. In 2020, the largest single language spoken by LBOTE students and/or their parent/carers was Arabic with 41,342 enrolments (13.7% of all LBOTE students).

Collectively, Indian languages accounted for 20.2% of all LBOTE students. Of the 24 Indian languages reported, Hindi, Urdu, Bengali, Tamil and Punjabi each represented the backgrounds of more than 5,000 students.

There were six other Indian languages with more than 1,000 LBOTE students at NSW government schools in 2020 – Gujarati, Nepali, Telugu, Malayalam, Sinhalese and Marathi. Refer to Note 2 for a list of Indian languages with fewer than 1,000 students.

Students from a Chinese language background made up 15.4% of LBOTE students in 2020 (46,464 students), with the largest number of these students (28,728 or 9.5%) coming from a Mandarin speaking background. There were also 14,380 students from a Cantonese background and 3,456 students from other Chinese language backgrounds including Hakka, Min Nan and Wu.

**Figure 2: Language Backgrounds in NSW**



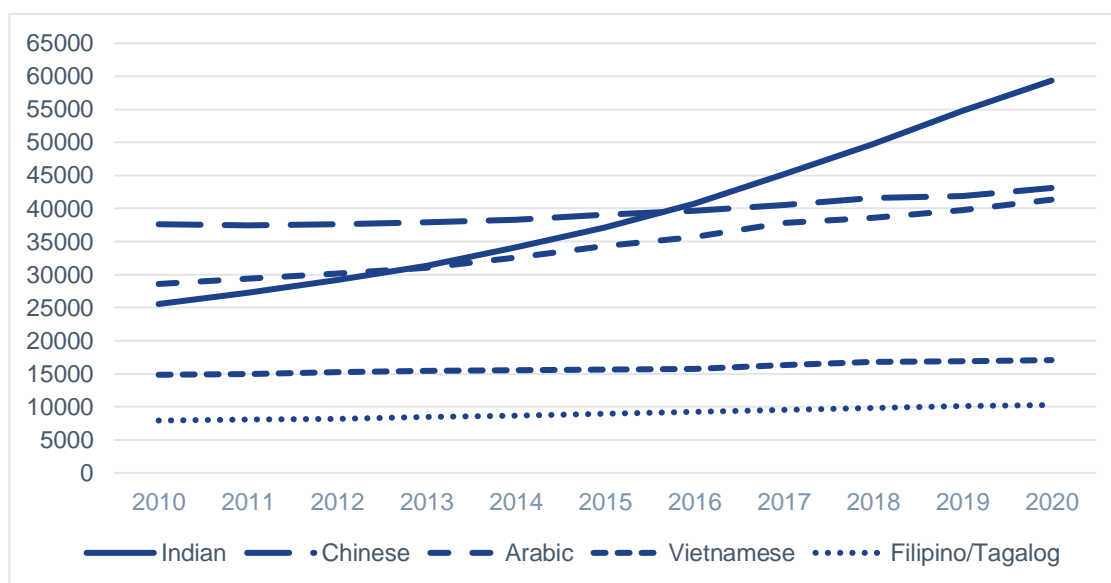
For more information visit [‘Enrolments of LBOTE government school students by largest language groups’](#) on the NSW Education datahub.

## Largest Language Backgrounds other than English, 2010 – 2020

In March 2020, there were 22 language backgrounds that each accounted for more than 1% (or approximately 3,000) students, and 35 languages which more than 1,000 students identified as their language background. Diversity in language background of students in NSW government schools has increased by 12% from 217 languages in 2010 to 243 languages in 2020.

56.7% of all LBOTE enrolments came from five language backgrounds. Indian and Chinese (both comprised of several languages) accounted for 20.2% and 15.4% of students from a language background other than English respectively. Enrolments of students from Indian language backgrounds continued to rise relatively steeply compared to Chinese and the third largest language, Arabic. Indian also rose by the largest number of enrolments (4,590). The next largest languages represented are Vietnamese (6%) and Filipino/Tagalog (3%).

**Figure 3: Largest language backgrounds other than English, 2010 - 2020**

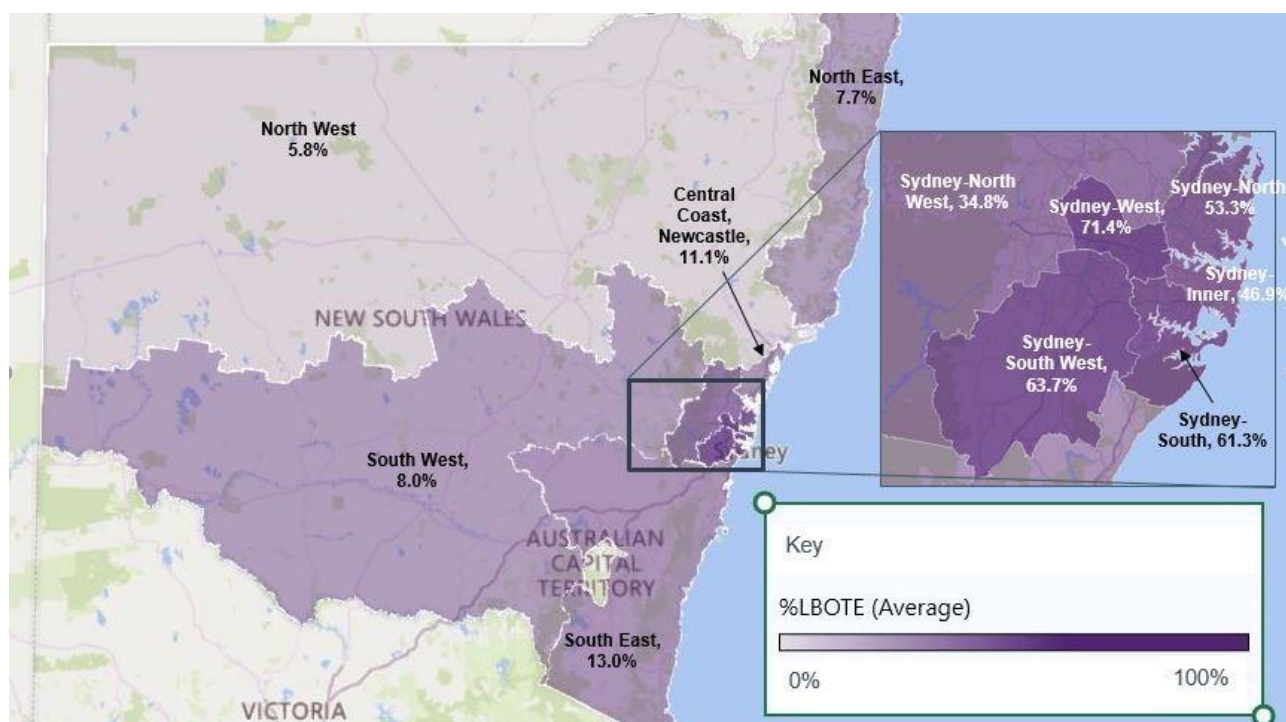


For more information visit [‘Schools: language diversity in NSW’](#) on the NSW Education datahub.

# Enrolment of LBOTE students in NSW government schools by SA4 groupings, 2020

Map 1 shows the concentration of LBOTE students across NSW. There were greater concentrations of LBOTE students in the Sydney metropolitan area than in other parts of NSW. Across all Sydney schools, 56.2% of the students were from language backgrounds other than English compared with 9.3% of enrolments in regional NSW.

Figure 4: Map, LBOTE as percentage of enrolments by SA4



At 71.4%, Sydney-West remained the area with the largest percentage of students from a language background other than English. The areas with the next largest percentages of students with a LBOTE background were Sydney South-West (63.7%) and Sydney South (61.3%).

**Table 1: LBOTE enrols by SA4 & Education Level**

SA4 Group	Primary total	Secondary total	All Enrols	Percentage LBOTE
Sydney-Inner	17,402	13,566	30,968	53.2%
Sydney-North	27,759	15,170	42,929	46.9%
Sydney-South	28,617	18,996	47,613	61.3%
Sydney-South West	32,887	25,328	58,215	63.7%
Sydney-West	44,348	21,192	65,540	71.4%
Sydney-North West	14,311	9,121	23,432	34.8%
<b>Sydney total</b>	<b>165,324</b>	<b>103,373</b>	<b>268,697</b>	<b>56.2%</b>
North East NSW	3,018	1,840	4,858	7.7%
North West NSW	2,360	1,496	3,856	5.8%
South West NSW	2,627	1,644	4,271	8.0%
South East NSW	5,709	3,751	9,460	13.0%
Central Coast, Newcastle	5,301	3,619	8,920	11.1%
<b>Regional total</b>	<b>19,015</b>	<b>12,350</b>	<b>31,365</b>	<b>9.3%</b>
<b>NSW</b>	<b>184,427</b>	<b>115,803</b>	<b>300,230</b>	<b>36.9%</b>

For more information visit [‘Enrolment of LBOTE students in NSW government schools by SA4 groupings’](#) on the NSW Education datahub.

## Further information

The [NSW Education datahub](#) provides further information on LBOTE student enrolments, including data for previous years, data underpinning the figures in this factsheet and additional information such as breakdowns of LBOTE enrolments by scholastic year.

## Definitions

### LBOTE

Language background other than English: students from language backgrounds other than English are those in whose home a language other than English is spoken by the student, parents, or other primary caregivers.

For students where multiple languages are spoken at home, priority is given first to the primary language spoken by the student and then to that spoken by those caregivers recorded on enrolment forms and in the department's Enrolment Registration Number system (ERN) as parent 1 and parent 2 (in that order).

Within groups from particular language backgrounds, students may come from different countries, have varying levels of literacy in their first language, be multilingual, speak English with varying levels of proficiency, have differing prior schooling experiences, and represent various socio-economic and family circumstances.

## Explanatory notes

The census of students from language backgrounds other than English (LBOTE) was conducted on 6 March 2020 in all NSW government schools, including preschools, intensive English centres and distance education centres.

Since 1996, information on LBOTE students has been collected in the first half of the school year. Until 2012 comparative enrolment information for all students was extracted from the School Entitlement System (February enrolment data). From 2013, comparative enrolment information for all students was extracted from the Enrolment Registration Number (ERN) system during March, at the time the LBOTE data was collected.

### **1. Australian Standard Classification of Languages (ASCL)**

For information on languages, refer to Australian Standard Classification of Languages, Australian Bureau of Statistics (ASCL catalogue 1267.0).

### **2. Combined language groups**

The 'Other Chinese' language group includes Chinese nec (ASCL 7199), Hakka (ASCL 7102), Min Nan (ASCL 7107) and Wu (ASCL 7106).

The 'Other Indian' language group includes Kannada (ASCL 5101), Tulu (ASCL 5105), Dravidian (Other) (ASCL 5199), Indo-Aryan nfd (ASCL 5200), Konkani (ASCL 5204), Sindhi, (ASCL 5208), Assamese (ASCL 5213), Kashmiri, (ASCL 5215), Oriya (ASCL 5216), Dhivehi (ASCL 5214), Fijian Hindustani (ASCL 5217), Indo-Aryan nec (ASCL 5299), Other Southern Asian languages (ASCL 5999). Filipino (ASCL 6512) and Tagalog (ASCL 6511) have been combined into one language group.

The 'Assyrian & Chaldean' language group includes Assyrian Neo-Aramaic (ASCL 4206), Chaldean Neo-Aramaic (ASCL 4207) and Assyrian (ASCL 4203).

Other Language Groups are those languages with fewer than 1,000 students in 2019.

### 3. Statistical Area 4 groupings

Data is presented using a geographical structure based on the ABS Australian Statistical Geography Standard (ASGS). A combination of ASGS Statistical Area 4 (SA4) boundaries in New South Wales have been combined into 11 groups for reporting and publication of department data.

SA4 name	
<b>Sydney-North</b>	Sydney - North Sydney and Hornsby, Sydney - Northern Beaches, Sydney - Ryde
<b>Sydney-Inner</b>	Sydney - City and Inner South, Sydney - Eastern Suburbs, Sydney - Inner West
<b>Sydney-South</b>	Sydney - Inner South West, Sydney - Sutherland
<b>Sydney-South West</b>	Sydney - Outer South West, Sydney - South West
<b>Sydney-West</b>	Sydney - Blacktown, Sydney - Parramatta
<b>Sydney-North West</b>	Sydney - Baulkham Hills and Hawkesbury, Sydney - Outer West and Blue Mountains
<b>North East NSW</b>	Coffs Harbour - Grafton, Mid North Coast, Richmond - Tweed
<b>North West NSW</b>	Far West and Orana, Hunter Valley exc Newcastle, New England and North West
<b>South West NSW</b>	Central West, Murray, Riverina
<b>South East NSW</b>	Capital Region, Illawarra, Southern Highlands and Shoalhaven
<b>Central Coast, Newcastle</b>	Central Coast, Newcastle and Lake Macquarie