

HISTORIC HOUSES TRUST ANNUAL REPORT 2009-2010



**OPEN**



**Historic Houses Trust  
of New South Wales  
Annual Report 2009–2010**

## Report of Trustees of the Historic Houses Trust of New South Wales

Minister, in accordance with the requirement of the *Annual Report (Statutory Bodies) Act 1984*, we have the honour of submitting to you as Minister for the Arts, this report for the year ending 30 June 2010 for presentation to Parliament.



Michael Rose  
Chairman



Kate Clark  
Director

### Historic Houses Trust

Head Office

The Mint

10 Macquarie Street

Sydney NSW 2000

T 02 8239 2288 F 02 8239 2299 E [info@hht.net.au](mailto:info@hht.net.au)

TTY 02 8239 2377 (telephone for people with hearing disabilities)

This report and all our programs are published on our website

[www.hht.net.au](http://www.hht.net.au)



Communities

artsnsw 

# Contents

4	Overview 2009–10	
6	Chairman’s review	
8	Director’s overview	
10	Corporate governance	
	<b>OUR GOALS</b>	
14	Strategic outcomes	
14	Goal 1: Properties, collections and programs	
17	Goal 2: Audience	
20	Goal 3: Staff expertise	
20	Goal 4: Endangered Houses Fund program	
21	Goal 5: Major capital works	
21	Goal 6: Commercial activity	
21	Goal 7: Finances and public resources	
	<b>OUR PEOPLE</b>	
24	Trustees	
26	Staff	
28	Organisational chart	
	<b>OUR PROPERTIES</b>	
30	Caroline Simpson Library & Research Collection	
31	Elizabeth Bay House	
32	Elizabeth Farm	
33	Government House	
34	Hyde Park Barracks Museum	
35	Justice & Police Museum	
36	Meroogal	
37	Museum of Sydney	
38	Rose Seidler House	
39	Rouse Hill House & Farm	
40	Susannah Place Museum	
41	The Mint	
42	Vaucluse House	
43	Breakdown of visitor numbers	
	<b>OUR PROGRAMS, SERVICES &amp; ASSOCIATED GROUPS</b>	
46	Education	
47	Endangered Houses Fund	
48	Events	
49	Exhibitions & publications	
50	Regional	
51	Retail	
52	Venues	
53	Foundation for the Historic Houses Trust of New South Wales	
54	Members	
55	Volunteers program	
	<b>APPENDICES</b>	
58	Our commitment to women	
58	Associated groups	
58	Committees	
61	Disability Action Plan	
62	Credit card certification	
62	Electronic service delivery	
62	Environmental sustainability	
63	Multicultural Policies and Services Program	
63	Indigenous programs	
64	Human resources	
64	Sponsors	
66	Grants	
66	Fundraising	
67	Staff list	
71	Volunteers	
	<b>FINANCIAL INFORMATION</b>	
	<b>INDEX</b>	
	<b>CONTACTS</b>	
	<b>PRODUCTION CREDITS</b>	

# Overview 2009–10

## OUR STANDING

The Historic Houses Trust of New South Wales (HHT) was established under the *Historic Houses Act 1980* to manage, conserve and interpret the properties vested in it, for the education and enjoyment of the public. We are a statutory authority of the state government of New South Wales funded through Communities NSW. We are one of the largest state museum bodies in Australia and a leader in conservation and management of historic places in this country.

This year we attracted more than two million visitors to our museums, gardens, parklands, urban spaces and wide-ranging program of activities.

## OUR MISSION

To inspire appreciation of Australia's diverse histories and cultural heritage for present and future generations by conserving, interpreting and managing, with integrity, places of cultural significance in the care of the HHT.

## WHAT WE MANAGE

We manage sites of historical and cultural importance that tell a story about the history and development of New South Wales. Our portfolio of properties is valued at more than \$201m (excluding works in progress) and has grown from two properties in 1980 to 18 properties to date.

We collect, catalogue and conserve material relating to our core themes of domestic material culture; the history of art, architecture and design; and aspects of Sydney's social history related to our sites (see also page 16). The collections held at our museums are valued at more than \$36m and comprise 250,000 archaeological artefacts, more than 47,500 objects, more than 130,000 glass plate negatives and a library collection, all of cultural significance to the history of New South Wales.

We conduct a wide variety of programs including exhibitions and public events and also deliver wide-ranging schools education and publishing programs.

## OUR COMMITMENT

Our goals are influenced by our mission, which balances the twin objectives of conservation and interpretation with public access. We are committed to the highest standards of conservation of our sites to preserve them for future generations. We are also committed to the highest standards of interpretation of our sites for the education and enjoyment of the public. We aim to educate without being didactic, embrace cultural diversity and produce relevant and contemporary programs that relate to a wide range of communities. We welcome everyone and strive to provide services that will attract all sectors of the community.

## RECOGNITION

This year HHT projects won three awards and one commendation:

### Awards

- > Energy Australia Awards 2010 (The National Trust of Australia – NSW) for Conservation – Energy Management for *Built for the bush: green architecture of rural Australia*
- > Australian Publishers Association Awards 2010 for Best Designed Specialist Illustrated Book for *Crooks like us* presented to designer Louise Cornwall
- > NSW Government Volunteer Heritage Award 2010 for Interpretation of Cultural Heritage awarded to the Rouse Hill House & Farm volunteer team

### Commendation

- > Colin Crisp Award 2009 (Engineering Heritage Australia), Highly Commended for Excellence in Engineering Heritage for the underground cistern conservation project at Meroogal

Acquired/ assumed management	Property	Opened	Status
1980	Vaucluse House	1980	Museum
1980	Elizabeth Bay House	1980	Museum
1984	Elizabeth Farm	1984	Museum
1984	Lyndhurst	(sold 2005)	Offices and library
1985	Meroogal	1988	Museum
1987	Rouse Hill House & Farm	1999	Museum
1988	Rose Seidler House	1991	Museum
1990	Hyde Park Barracks Museum	1991	Museum
1990	Justice & Police Museum	1991	Museum
1990	Museum of Sydney <i>on the site of First Government House</i>	1995	Museum
1990	Young Street Terraces	–	Offices
1990	Susannah Place Museum	1993	Museum
1993	Walter Burley Griffin House	(sold 1995)	Conservation project
1996	Government House	1996	State house and garden
1998	The Mint	1998 & 2004	Offices and library
2003	<i>former</i> Rouse Hill Public School	2010	Museum and education facilities
2007	Tusculum	–	Leased
2007	Exeter Farm	–	Endangered Houses Fund project
2007	Glenfield	–	Endangered Houses Fund project
2008	Nissen hut	–	Endangered Houses Fund project
2009	Moruya Presbyterian Manse	–	Endangered Houses Fund project

## Chairman's review

The HHT has never been an organisation to stand still. It has a history of expanding public activities, ambitious programs and a growing portfolio of properties, and its management and focus have been changing significantly over the past few years, leaving us all with the feeling that this is a whole new era for the HHT. Following our epic move into The Mint in 2004, enabling us to operate for the first time as a consolidated organisation, we have seen the retirement – after 27 years – of our founding Director, Peter Watts, and the appointment of Kate Clark as our new Director in 2008, as well as a number of new faces at the senior management level. Our much-loved Trust Chair, Jill Wran, reached the end of her nine-year term in December 2009, and I have been Acting Chair over the past six months, pending the New South Wales Government's appointment of a replacement. We will all welcome Michael Rose into this role, and the Director's overview provides a formal announcement of his appointment. If this is not enough 'churn', over the past year we have had two new Ministers and a new Department.

All of this change is the natural result of a maturing collective. We are now in our 30th year, and moving from a period of very sustained and rapid expansion of finances, portfolio and activity, to a more consolidated operation under the constraints of a shrinking budget and the ongoing

effects of the reduced economy. We have been strongly supported, however, by the former New South Wales Department of Arts and more recently Communities NSW, and by our successive Ministers, the Hon Nathan Rees and the Hon Virginia Judge, and by the Director-General of Communities NSW, Carol Mills.

To reflect this change, the Trustees have been working with the Director to support her vision for a more appropriate corporate structure aimed at improving communications and responsibility and reducing our operational costs, to enable more effective running of our properties and programs. This restructure grew out of the HHT's dedicated Planning Day, where the Management Group and Trustees take time off, in the elegant setting of the Government House Chalet, to look at the future of the HHT and how it can be managed to meet the aims of our Corporate Plan. The planning of the restructure is currently being finalised for implementation over the next 12 months.

Despite the gloom of the economy, 2009–10 has been a significant year for many aspects of the HHT. Visitation has increased in several key areas, and has been maintained in others, and revenue from our many non-government sources has remained steady, offsetting budget savings. An outstanding area of growth has been the Endangered

Houses Fund (EHF), which has grown from its relatively informal beginnings with the Burley Griffin Castlecrag House in 1990, to a portfolio of six properties under way. These range from the industrial heritage of our Nissen hut near the shores of Lake Macquarie to the recently acquired Presbyterian Manse in Moruya, whose interiors contain a significant and rare collection of wallpapers dating back to the mid-19th-century. The conservation of the slab hut cottages at Exeter Farm in Sydney's north-west is almost complete, and represents the salvation of a unique and fragile domestic survivor. The EHF Committee is chaired by Howard Tanner and also includes Jill Wran, and these former Trustees provide an invaluable continuity of expertise.

Our exhibition program grows in breadth and popularity, with sustained visitation at the Museum of Sydney and solid growth at Rouse Hill House & Farm, Susannah Place Museum and the Justice & Police Museum. The *Sin city: crime and corruption in 20th-century Sydney* exhibition at the Justice & Police Museum is repeating the success of *City of shadows: inner city crime & mayhem 1912–1948* (November 2005 to February 2007), and has justified the HHT's decision to open the museum seven days a week. Several of our exhibitions are touring nationally, showcasing our efforts to a very wide audience. The forward

exhibition plan is well developed and will include a fascinatingly diverse exploration of New South Wales historic and contemporary culture.

The HHT's major capital project this year was the development of education facilities at Rouse Hill House & Farm, including the conservation of the 1880s Rouse Hill public schoolhouse. Following confirmation by the New South Wales Government of the status of the Rouse Hill Regional Park in July 2006, this initiative supports one of Australia's fastest growing urban sectors with open space, agricultural and built heritage and ongoing cultural and educational activities.

The HHT is about people as much as buildings and sites, and I would like to acknowledge the dedication, expertise and enthusiasm of all who work with us, as well as the keen interest shown by our Members and visitors. With this team, the future looks exciting!



Peter Tonkin, Acting Chairman  
30 June 2010

## Director's overview

At the end of my first full year with the HHT, I remain continually surprised and delighted by the creativity and diversity of what the HHT does – from vibrant events and well-crafted exhibitions, to beautiful books and great education programs, all in addition to keeping the museums and properties open to the public, and managing an ever-expanding Endangered Houses Fund.

It has been a year of change. In December we said farewell to Jill Wran, Chair for the past nine years, who helped my predecessor, Peter Watts, steer the HHT through a period of extraordinary growth and innovation. I particularly want to thank Jill for all the personal support she has given me as an incoming director, and to say how delighted I am that she has agreed to remain associated with the HHT through our Foundation.

I am delighted to announce that Her Excellency the Governor has appointed Michael Rose as the new Chairman. Michael has been a keen supporter of the HHT for many years, and his term starts next year. Peter Tonkin deserves thanks and appreciation from the HHT, as he ably acted as Chair for the first half of 2010.

Perhaps our biggest milestone this year has been opening the recently restored schoolhouse and new education facilities at Rouse Hill House & Farm. The project is the culmination of many years of work by current and former staff, in particular Helen Temple who did much of the negotiation to close the road and acquire the site; Caroline Mackaness, who helped develop the project; and, of course, the current team at Rouse Hill lead by curator Ferguss Clunie, as

well as many other people. We are also pleased to have worked closely with many external partners including the National Parks and Wildlife Service and the Roads and Traffic Authority.

This year, for the first time, the HHT education program numbers reached nearly 60,000. With strong leadership from our Education team, school students were engaged across many of our sites by programs that bring history alive while meeting educational and curriculum outcomes. One of our best-loved and longest-running programs is *Transported in time*, in which students are immersed in the role of an assigned convict at John Macarthur's property, Elizabeth Farm. We also continued to introduce new programs, such as *Lessons from the past* at the old schoolhouse at Rouse Hill House & Farm, and *Pests, plague, pandemic!* at Susannah Place Museum.

Thanks and recognition do need to go to the HHT guides who – in addition to their busy roles welcoming visitors to our properties and helping with behind-the-scenes operations – play a vital role in delivering education programs with great skill and passion.

One of the great joys of the HHT is the extraordinary range and diversity of its exhibitions. *Sin city* at the Justice & Police Museum, curated by Tim Girling-Butcher, told the story of crime and corruption in Sydney in the 20th century, tracing its infiltration into police, politics and the justice system. At the Museum of Sydney *Skint! Making do in the Great Depression*, curated by Annie Campbell, explored the hardship and ingenuity of people struggling

to survive the economic downturn. *Shooting through: Sydney by tram* offered a nostalgic look at the heyday of the tram in Sydney while in *Martin Sharp* the artist presented his unique and personal account of Sydney's history told in glorious, vivid colour.

We were also able to showcase some of our less well-known collections in an innovative way this year through the publication of *Wallpaper* by Michael Lech, which presents 67 of the most beautiful wallpaper designs held in the Caroline Simpson Library & Research Collection.

The HHT delivers a considerable amount of regional programming across New South Wales, and around 30 of our staff were involved in regional activities over the past year, doing everything from touring the Meroogal Women's Arts Prize to working with regional interns.

Our highest profile regional activity this year was, of course, the touring exhibition *Built for the bush: green architecture of rural Australia*. Developed by Curator Richard Taylor, it examines rural vernacular architecture and the way in which it has influenced modern architects such as Glenn Murcutt. At the same time, it reminds us that traditional architecture is often much 'greener' than modern architecture. The exhibition began at Hay, and has since travelled to Albury, Wagga Wagga and Temora. The HHT collaborated with the Powerhouse Museum and the Art Gallery of New South Wales on the project, but each regional venue contributes its own items to the exhibition. We were honoured that the exhibition was awarded a special 2010 Energy Australia Award.

In another major new educational initiative, our hardworking Foundation has supported the HHT to develop content for the *Connected classrooms* program, which will enable the HHT programs to reach rural audiences. The program has been developed for Years 3 and 4 students, and explores the many ways in which the Hyde Park Barracks Museum and the Museum of Sydney present the story of British colonisation of Australia, including convicts.

We also value the support of our Members, who this year helped us to commission the 1880s school furniture for the newly restored Rouse Hill schoolhouse.

As one of the New South Wales cultural institutions, the HHT now falls within Communities NSW, led by Director-General Carol Mills. This new department brings together 24 different agencies from the arts and culture, to sports and communities. We also welcomed a new Minister for the Arts, the Hon Virginia Judge, who succeeded the then Premier Nathan Rees in December 2009. Minister Judge has been a strong supporter of the HHT, and recently opened the new education facilities at Rouse Hill House & Farm.

It has also been a year of internal change. Caroline Butler-Bowdon joined the Management Group as the new Assistant Director, Learning & Outreach. She was most recently Head Curator at the Museum of Sydney, and brings considerable expertise in museum practice and research. Ian Innes has also joined the HHT as Assistant Director, Conservation & Asset Management from the Royal Botanic Gardens and Centennial Park. Ian has a background in architecture and landscape architecture.

We congratulate Caroline Mackness who has been seconded to Communities NSW to work on a variety of major capital projects. Congratulations also go to Mark Viner, who has been appointed the new Director of the Sturt Gallery and Craft Centre at Mittagong. Mark led our Public Programs team, and recently acted as one of our busy general managers.

After nearly 20 years at the HHT Sally Webster has joined Arts NSW. I want to thank her for all her support and wise counsel. I would also like to thank David Hely, our inspiring Foundation General Manager.

It is with sadness that we note the death of June Wallace, born in 1917, who lived at Meroogal and did much to maintain its character and collections. Her generous decision to allow the family possessions to remain in the house, when we bought it in 1985, means that we are custodians of what is perhaps the best preserved late-19th-century house and contents in the state.

Finally, I do want to thank all the staff of the HHT for their creativity, enthusiasm and professionalism over a busy year.



Kate Clark, Director  
30 June 2010

# Corporate governance

## TRUSTEES

The New South Wales Governor, on the recommendation of the Minister for the Arts, appoints nine Trustees. One Trustee must have a background in history and one a background in architecture. Trustees are appointed for a term of up to three years and may be appointed for more than one term, but for no more than three consecutive terms of office. The Trustees represent a diversity of expertise and experience in business, law, architecture, social history, conservation, curatorship, education and management. The Trustees met ten times during the year including a planning day to focus on the draft Corporate Plan 2010–2015, a new management structure, and long-term strategic issues. (See page 24.)

## DIRECTOR & MANAGEMENT GROUP

The Director manages the day-to-day business of the organisation and is responsible for implementing the policies of the government and the HHT. The Chairman and Director work to an annual Performance Agreement held with the Director-General, Communities NSW. A five-member Management Group steers the direction of the organisation. The group meets weekly.

## DELEGATIONS

The occupants of key managerial positions are authorised by the Minister for the Arts under Section 12 of the *Public Finance and Audit Act 1983* to exercise financial delegation to specific limits. Communities NSW has reviewed and issued delegations in relation to personnel and administration activities and the Director holds delegations from the Director-General, Communities NSW.

## COMMITTEES

The inaugural meeting of the Joint Consultative Committee was held in April 2010. The HHT now has 13 standing committees that make decisions on both policy and management. The Trustees and the Director form ad hoc committees from time to time. Standing committees operating at the close of the year are listed on page 58.

## HERITAGE MANAGEMENT

With the exception of Government House, all HHT properties are on the New South Wales State Heritage Register. The Hyde Park Barracks Museum and the Museum of Sydney are also on the National Heritage list. All properties are maintained in good condition. Conservation and operational management at the properties are guided by Conservation Management Plans

and Museum Plans, which highlight the cultural significance of the buildings and their collections, and ensure that decisions made respect these key values.

## ADMISSION FEES

Admission fees remained the same as the previous year. Tickets to the Museum of Sydney and the Hyde Park Barracks Museum are: general entry \$10, child/concession \$5 and family \$20. All other HHT museums are: general entry \$8, child/concession \$4 and family \$17.

Entry is free to The Mint, Government House and grounds, and Vaucluse House's garden, parklands and beach paddock. No fee is charged for access to a number of significant urban spaces including Hyde Park Barracks courtyard and First Government House Place.

Charges to formal education programs run by the HHT are \$6 per student for a 60-minute program, \$8 per student for a 90-minute program and \$10 per student for a 120-minute program. No fee is charged to accompanying teachers. To facilitate larger school groups and provide a whole-day experience at Rouse Hill House & Farm, school groups are offered two 90-minute programs for \$12 per student. Programs at Government House are free.

## RISK MANAGEMENT & INSURANCES

We are responsible for the conservation and management of 18 historic properties, some of which have limitations on building works due to their heritage status, giving rise to possible risk exposure when necessary works have to be carried out.

Formal policies and procedures are in place for our collections and properties to address various risk management issues:

- > Disaster Preparedness Plans
- > Occupational Health & Safety (OH&S)
- > Total Assets Management Strategy

As part of a triennial review process these policies and procedures are due for review in 2011–12.

In addition, Deloitte Touche Tohmatsu reviews our internal controls on an agreed annual cycle. We use the Treasury Managed Fund's Risk Management Advisory Service to help inform staff involved in our financial management.

The Finance & Audit Committee, chaired by Trustee Martyn Mitchell, has risk management and insurances as a standing agenda item at its meetings and has responsibility for overseeing this area and providing advice to the Board.

## AUDIT REVIEWS

As part of the ongoing management of the HHT's operations, internal auditors Deloitte Touche Tohmatsu undertook a series of reviews in 2009–10:

### Corporate Financial Controls

The purpose of this audit was to evaluate the financial controls in place at the corporate level. The audit findings considered the financial controls adequate and effective and identified opportunities for improvement in some areas.

### Bookings and Cash Handling Controls

The purpose of this audit was to evaluate the bookings and cash handling associated with the recently implemented e-commerce project. The audit findings considered the controls adequate and effective and identified a number of opportunities for improvement, including the interfacing of all financial systems.

### Payroll Management

The purpose of this audit was to assess the capacity of the current payroll system to provide key reports to management, conduct a gap analysis of current resources and policies against best practice and assess the completeness of personnel files. The audit findings considered that the current system has adequate capacity to provide key reports to management, proper policies and procedures are in place and personnel files are complete. The findings also identified a number of opportunities for improvement.

## ENVIRONMENTAL SUSTAINABILITY

The HHT is committed to environmental sustainability and continues to develop a draft Environmental Sustainability Policy and Action Plan per the New South Wales Government's Sustainability Action Policy. Many initiatives are already in place across the HHT. This year's most notable addition is the new Rouse Hill House & Farm education centre, which demonstrates water-sensitive urban design by collecting its surface water and stormwater to a reservoir, and utilising low-rainfall plants once endemic to the site. Natural lighting and ventilation, energy-efficient technologies and composting are also in place. (See also page 62.)

## ETHICAL STANDARDS

The HHT Code of Conduct was adopted in 2000. It is included in the package of material given to all new staff, is required reading on our induction list for new staff, and is an integral part of any staff and management training.

There were two incidents of staff breaching the Code of Conduct in this reporting year.

The Trustees' Code of Conduct, which was adopted in 2003, is specific to Board members and is required reading for new Trustees as part of their induction.

## RECORDS

The HHT recognises the value of its information, records and knowledge as corporate assets. These assets include information and records about our properties, collections and non-current files.

We have an electronic record-keeping information system at The Mint, which is being progressively implemented across the HHT. All our records are protected in accordance with personal privacy, security and commercial confidentiality standards, principles and obligations.

## FREEDOM OF INFORMATION

During the reporting period 2009–10 we responded to three agency requests.

In an endeavour to increase accountability and transparency and to meet best practice the HHT has taken a proactive decision to disclose information to the public by publishing policy documents on our website at [www.hht.net.au](http://www.hht.net.au). These include:

- > Collections Management Policy
- > Regional Involvement Policy
- > Disability Access Policy
- > Exhibitions Policy
- > Flags at HHT Properties Policy
- > Acceptance and Disposal of Real Property Policy
- > OH&S Policy
- > Vaucluse House Dog Management Policy
- > Dog Policy
- > Privacy Policy

To access documents under the *Freedom of Information Act 1989*, please apply in writing to:

Colleen Kremer, Records Manager  
 Historic Houses Trust  
 The Mint  
 10 Macquarie Street  
 Sydney, NSW 2000  
 T 02 8239 2288 | F 02 8239 2299 | E [colleenk@hht.net.au](mailto:colleenk@hht.net.au)

A fee will be charged for the service. Arrangements can be made to obtain copies or inspect documents by contacting the above officer.

### GUARANTEE OF SERVICE

Our guarantee of service pledges: The Historic Houses Trust of New South Wales serves the community by conserving and presenting its properties to the highest possible standard by exploring, through its many programs, the history of people and places of New South Wales. The guarantee of service and general customer service information are a topic of discussion at staff inductions.

### CONSUMER RESPONSE

As a service-based organisation, customer feedback is of prime importance to us and is closely monitored. We keep visitors books and evaluation forms at each property and monitor them regularly.

In addition, a general file is maintained for written compliments and complaints. Each complaint is dealt with in writing: minor complaints by the museum or unit where the complaint was received and major complaints by the Director or a member of the Management Group.

During the year we received 89 compliments in total: our museums and properties (21), events (4), venues (32), design (1), education (1), Caroline Simpson Library & Research Collection (7), exhibitions (6), Endangered Houses Fund (1) and miscellaneous (16). Seven complaints were received in total: our museums (1), events (3), head office (1), education programs (1) and properties (1).

### PRIVACY MANAGEMENT PLAN

We have a Privacy Management Plan, modelled on other New South Wales museum plans, and our Records Manager is the Privacy Officer. We have had no complaints regarding non-compliance with the plan during 2009–10.

### GRANTS GIVEN

During the year, grants totalling \$22.3m were received from Communities NSW for recurrent, capital and other special expenditure. (See also page 66.)

### LAND DISPOSAL

No land was disposed of during the reporting year.

### MAJOR WORKS IN PROGRESS

The HHT has two major works in progress:

- > Government House landscape works
- > Rouse Hill House & Farm education facilities

(See also Goal 5 'Develop Major Capital Works' on page 21.)

# Our Goals

**“Lovely to see such important history cared for and presented so well.”**

Ian & Sue Streat, Mudgee, New South Wales

# Strategic outcomes

The HHT's Corporate Plan 2006–2010 drives the organisation. The development of the plan drew on input from a wide range of staff representing all divisions, properties and units across the HHT.

A new HHT Corporate Plan 2010–2015 has been developed and at the time of writing is in draft form, pending the appointment of a new Trust Chair. New goals will be reported in next year's annual report.

## Goal 1 Continue to maintain our core properties and collections and continue to deliver associated programs

### EXHIBITIONS

This year we sought new and inventive ways to engage our visitors. In *Martin Sharp Sydney* artist visitors were encouraged to display their own artistic and musical abilities by drawing on the oversize drawing wall or playing on a baby grand piano. The 'Have your say' board in *Skint! Making do in the Great Depression* surprised us with the intensity of feeling expressed both by

older Sydneysiders sharing their personal experiences of this time and younger visitors reflecting on their own good fortune. The centrepiece of *Sin city: crime and corruption in 20th-century Sydney* is a remarkable documentary that pieces together the key events and players of this notorious period through interviews with politicians, criminals, journalists, police and members of the judiciary.

A fresh, new crop of touring exhibitions took to the road this year. *Built for the bush: green architecture of rural Australia* opened at Hay in the south-west of the state in November 2009 and *Femme fatale: the female criminal* began its two-year tour at the National

EXHIBITIONS	Location	Total visitors 2010	Total days	Avg daily visitors	Dates
<i>Convict hulks: life on the prison ships*</i>	Hyde Park Barracks Museum	66,134	363	182	1 July 09 – 30 June 10
<i>Femme fatale: the female criminal**</i>	Justice & Police Museum	22,463	262	86	1 July 09 – 18 April 10
<i>Shooting through: Sydney by tram**</i>	Museum of Sydney	24,954	110	227	1 July – 18 October 09
<i>Glenn Murcutt: architecture for place***+</i>	Museum of Sydney	–	–	–	1 July – 5 October 09
<i>Smalltown+</i>	Museum of Sydney	1,738	12	145	10 October 09 – 14 February 10
<i>Martin Sharp Sydney artist</i>	Museum of Sydney	27,790	134	207	31 October 09 – 14 March 10
<i>Up the Cross***+</i>	Museum of Sydney	2,272	12	189	20 February – 30 June 10
<i>Skint! Making do in the Great Depression***</i>	Museum of Sydney	22,557	95	237	27 March – 30 June 10
<i>Sin city: crime and corruption in 20th-century Sydney***</i>	Justice & Police Museum	8,585	61	141	1 May – 30 June 10

Exhibition figures include paid, education, free, public programs and exclude hirings, other, cafe and grounds, and functions. \* This exhibition was produced in 2007–08 and will end in the 2010–11 financial year. \*\* These exhibitions were produced in 2008–09. \*\*\* These exhibitions will continue into the 2010–11 financial year. + These exhibitions ran concurrently with other temporary exhibitions in the Focus Gallery. Visitor figures are only for the period when the Focus Gallery was closed for exhibition changeover.

Archives of Australia in Canberra in June 2010. Visitation to HHT touring exhibitions exceeded 17,000 in 2009–10.

**Exhibitions in 2009–10**

- > *Convict hulks: life on the prison ships\**
- > *Glenn Murcutt: architecture for place\**
- > *Shooting through: Sydney by tram\**
- > *Femme fatale: the female criminal\**
- > *Martin Sharp Sydney artist*
- > *Smalltown* (Martin Mischkulnig with Tim Winton)
- > *Up the Cross: Rennie Ellis & Wesley Stacey*

- > *Skint! Making do in the Great Depression*
  - > *1810: expanding Sydney* (presented in association with the Land and Property Management Authority)
  - > *Sin city: crime and corruption in 20th-century Sydney*
  - > *First Government House*
- \* ongoing from previous year

**Displays in 2009–10**

- > *Crooks*
- > *Irish orphan girls*
- > *Walter Tuchin: police photographer*

**EDUCATION**

This year almost 60,000 students attended an HHT education program, a 10% increase on last year’s visitation. The greatest increase was to our two properties in western Sydney, Elizabeth Farm and Rouse Hill House & Farm.

Two online resources for teachers in regional New South Wales were developed to accompany travelling exhibitions. In addition, online education programs for design and technology students are available for *Built for the bush: green architecture of rural Australia*, and Senior English students can access online programs on *Femme fatale: the female criminal*.

TRAVELLING EXHIBITIONS	Location	Total visitors 2010	Total days	Avg daily visitors	Dates
<i>Built for the bush: green architecture of rural Australia</i>	Shear Outback, Hay	456	68	7	20 November 09 – 27 January 10
	Albury Regional Gallery	4,447	52	86	12 February – 4 April 10
	Museum of the Riverina*	4,921	67	73	10 April – 30 June 10
<i>Femme fatale: the female criminal</i>	National Archives of Australia*	1,950	19	103	14 – 30 June 10
<i>Meroogal Women’s Arts Prize**</i>	Shoalhaven City Arts Centre, Nowra	1,889	23	82	29 August – 22 September 09
	Spiral Gallery, Bega	865	19	46	3 – 21 October 09
	Lady Denman Heritage Complex, Huskisson	1,314	52	25	5 February – 28 March 10
	Tuggeranong Arts Centre***	630	28	23	31 March – 2 May 10
	Goulburn Regional Art Gallery	655	24	27	6 – 29 May 10
<b>Total</b>		<b>17,127</b>			

\* Exhibition began in 2009–10 and continues into 2010–11 financial year \*\*Meroogal Women’s Arts Prize at Members Lounge, The Mint, 11 November 2009 – 29 January 2010 \*\*\*Tuggeranong Arts Centre does not have a formal counting system, this figure is an estimate

Two extension history seminars were conducted during the year, for senior students from the South Coast in conjunction with Meroogal and the Shoalhaven Museum and Arts Trail (SMART), and for metropolitan schools at the Museum of Sydney. The students were encouraged to use HHT museums for researching their Year 12 history projects.

(See also page 46.)

**EVENTS**

More than 34,000 visitors attended 509 events across our 12 museums as well as outreach activities. These included nine large-scale events, tours, talks, walking tours and collaborative projects with external partners.

Visitor numbers to *Festival of the olive* were reduced due to bad weather on the weekend of the event. The *Fifties fair* was again a huge success with numbers reaching close to 5000 on an unseasonably hot day.

Hyde Park Barracks Museum and The Mint were two of seven Macquarie Street properties illuminated every evening from 27 May to 20 June as part of ‘Macquarie Visions’, a Vivid Sydney event celebrating the 200th anniversary of Lachlan Macquarie’s swearing-in as Governor of New South Wales. Hyde Park Barracks

Museum extended its opening hours to 9pm and charged half price each Thursday, Friday and Saturday, resulting in an extra 428 visitors.

Event revenue substantially increased during the year as a result of a pricing review of major events. Compared with 2007–08, the previous comparable financial year (2008–09 included *Sydney Open*), revenue was up approximately 12%.

**COLLECTIONS**

New acquisitions in 2009–10 comprised the following pictures and objects for the Caroline Simpson Library & Research Collection, Elizabeth Bay House, Government House, the Justice & Police Museum, the Museum of Sydney and Vaucluse House:

- > a valuable archive of material relating to the careers of Philip John Handel (1933–2009) and his father, Alfred Charles Handel, (1886–1946), leading stained-glass painters;
- > two sets of printed cotton curtains made from furnishing textiles designed by Australian artists John Olsen and Ian van Wieringen in the 1960s, funded by the Foundation for the Historic Houses Trust;

- > four artworks – *Penitent Magdalene*, after Guido Reni (1575–1642), an engraved portrait of Dr Robert Waring Darwin (father of the naturalist Charles Darwin), and a pair of engravings depicting family devotions – donated under the Cultural Gifts Program;
- > a pair of Australian cedar hall chairs c1830, from the Keith Okey Denham Court collection, funded by the Foundation;
- > an engraving of John Rennie, purchased by HHT Members;
- > an unmarked Australian salt-glazed ceramic bust of Sir Hercules Robinson, Governor of New South Wales (1872–79); a stereoscope photograph of the Governor-General Lord Northcote (1903–08) with state governors including Sir Harry Rawson, Governor of New South Wales (1902–09); a small Shelley china souvenir dish depicting Government House; and a pair of shoe buckles owned by Governor Philip Gidley King (1800–06), a gift of the Goldfinch family;
- > a steel deed box, c1870, inscribed ‘estate, late W. C. Wentworth’ purchased from Don Funke; a framed oil on canvas of Plymouth Harbour, England, 1841; and a cast-iron garden urn;

MAJOR EVENTS	Location	Total visitors	Date
<i>Highland fling</i>	Elizabeth Bay House	395	Sunday 26 July 09
<i>Fifties fair</i>	Rose Seidler House	4,884	Sunday 23 August 09
<i>Garden music</i>	Government House	2,168	Sunday 27 September 09
<i>Festival of the olive</i>	Elizabeth Farm	1,394	Saturday 24 October 09
<i>Festival of the olive</i>	Elizabeth Farm	1,250	Sunday 25 October 09
<i>Jazz in the garden</i>	Vaucluse House	1,600	Sunday 22 November 09
<i>Carols by candlelight</i>	Vaucluse House	1,800	Sunday 13 December 09
Open house	Rose Seidler House	1,123	Sunday 7 March 10
<i>Redcoats and convicts</i>	Hyde Park Barracks	1,715	Sunday 30 May 10
Old schoolhouse opening	Rouse Hill House & Farm	2,231	Sunday 27 June 10

(See also page 48.)

- > a letter from the New South Wales Police Surgeon relating to the death in the line of duty of Constable Cyril Howe; a New South Wales Police winter helmet, c1911; and a New South Wales Police helmet badge dating from the one-year reign of Edward VIII, 1936;
- > Rhonda Ayliffe’s photograph *Fahrenheit 451* from the 2009 Meroogal Women’s Arts Prize.

Completed conservation work included:

- > installation of a new pictures store and an archival collections store at Government House, and conservation work to various portraits at the house involving surface stabilisation of flaking paint, undertaken by Alan Byrne, painting conservator;
- > restoration of Mrs Macquarie’s violoncello by the Museum of Sydney to mark Macquarie 2010 celebrations. The instrument was played for the first time in over a century during a concert at the Conservatorium of Music;
- > cataloguing continued of the Justice & Police Museum’s large photography collection for its use in a research database, asset management, and online access via Picture Australia.

## Goal 2

### Continue to develop our public profile and audience

#### REGIONAL

Over 17,000 visitors attended touring HHT exhibitions in nine New South Wales regional museums and galleries. More than 30 HHT staff were involved in these projects.

*The Built for the bush: green architecture of rural Australia* exhibition opened in Hay in November 2009, the first of around 20 regional venues throughout New South Wales. The exhibition explores the evolution of rural domestic buildings from settler shelter to contemporary architecture. A suite of education programs was developed to bring the exhibition themes to a schools audience.

#### VIRTUAL VISITORS

The HHT-hosted websites attracted 456,959 visits during the year. Visits to the From the Loft blog increased by 59%, and membership of the HHT Facebook page increased fourfold within six months of being launched.

#### PUBLICATIONS

The HHT published the following books during the year:

- > *Crooks like us* by Peter Doyle
- > *Lost gardens diary 2010* by Colleen Morris
- > *Sin city: crime and corruption in 20th-century Sydney* by Tim Girling-Butcher in association with the exhibition of the same name held at the Justice & Police Museum
- > *Wallpaper* by Michael Lech

#### PARTNERSHIPS

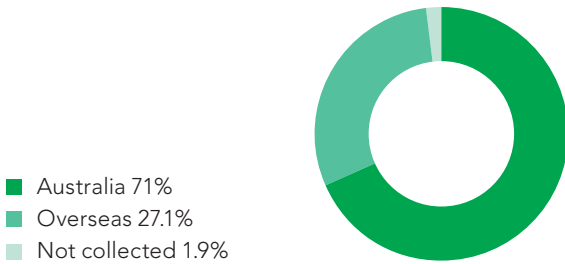
A significant partnership was established with the Sydney Harbour Foreshore Authority (SHFA) to develop a major exhibition (for 2010–11) and publication, *Painting The Rocks: the loss of Old Sydney*. SHFA provided funding of \$150,000 for the project and collaborated as joint curators. The hardback publication reproduces rediscovered artworks from a 1902 exhibition, and provides profiles of the streets, places and people of The Rocks.

We also continued our association and strong collaboration with the Sydney Writers’ Festival, held in May. A series of lunchtime sessions, ‘Trustwords’, was well attended.

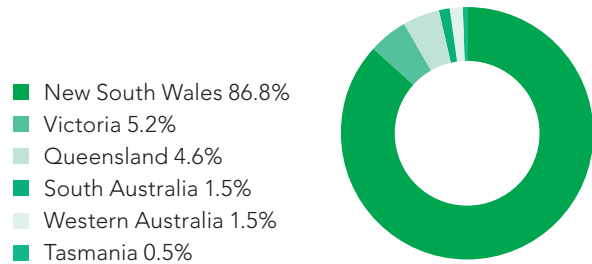
(continued page 20)

MEDIA COVERAGE	2010	2009	2008	2007	OUTREACH	2010	2009	2008	2007
Print and online articles	1,285	1,120	426	397	<b>Paid admissions</b>				
Radio interviews	235	212	163	142	Public programs	626	5,736	1,930	7,066
Television stories	19	14	24	41	Education	552	257	513	406
					Properties	3,788	2,253	4,083	1,226
					<b>TOTAL</b>	<b>4,966</b>	<b>8,246</b>	<b>6,526</b>	<b>8,698</b>

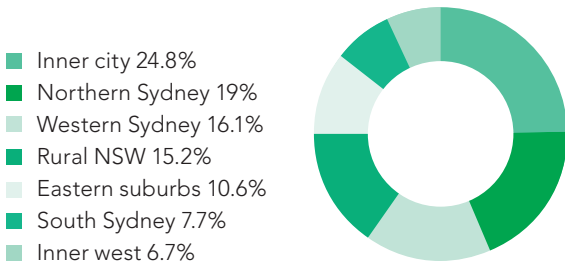
AUSTRALIA/OVERSEAS



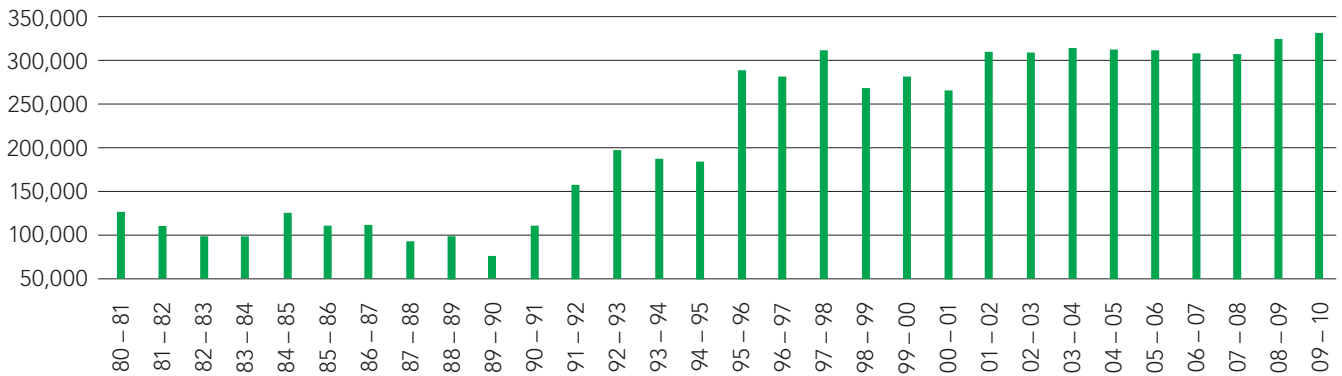
AUSTRALIA



NEW SOUTH WALES



PAID ADMISSION 1980–2010 (inc general admission, public programs, venue hire, education and GH tours)



VISITOR BREAKDOWN	2010	% difference	2009	2008
<b>PAID ADMISSION*</b>				
General public	154,232	1.9	151,390	145,369
Education	58,775	8.1	54,384	55,598
Public programs	22,659	21.5	18,652	21,598
Venue hire	98,931	-1.1	100,032	88,716
Outreach**	4,966	-39.8	8,246	6,526
<b>Subtotal</b>	<b>339,563</b>	<b>2.1</b>	<b>332,704</b>	<b>317,807</b>
<b>Free entry</b>				
Complimentary tickets	66,967	27.1	52,670	38,812
Free public programs	8,118	-25.1	10,842	23,790
Government House <sup>+</sup>	153,861	0.8	152,697	115,405
Other <sup>++</sup>	260,524	-28.5	364,458	477,060
<b>Subtotal</b>	<b>489,470</b>	<b>-15.7</b>	<b>580,667</b>	<b>655,067</b>
<b>TOURING EXHIBITIONS</b>				
<i>Built for the bush: green architecture of rural Australia</i>	9,824	-	-	-
<i>Femme fatale: the female criminal</i>	1,950	-	-	-
<i>Meroogal Women's Arts Prize</i>	5,353	31.8	4,062	18,547
<i>Regional police stations</i>	-	-	7,820	8,204
<i>Cook's sites</i>	-	-	13,530	45,626
<i>Drugs: a social history</i>	-	-	225,719	130,830
<i>Nissen hut student design competition</i>	-	-	2,671	-
<b>Subtotal</b>	<b>17,127</b>	<b>-93.3</b>	<b>253,802</b>	<b>203,207</b>
<b>Total</b>	<b>846,160</b>	<b>-27.5</b>	<b>1,167,173</b>	<b>1,176,081</b>
<b>GROUNDS (through traffic)<sup>+++</sup></b>				
Hyde Park Barracks Museum forecourt	312,406	30.3	239,793	222,897
First Government House Place – Museum of Sydney	789,081	31.3	601,127	669,600
Vaucluse House – parklands and beach paddock	61,075	901.4	6,099	4,844
<b>Subtotal</b>	<b>1,162,562</b>	<b>37.3</b>	<b>847,019</b>	<b>897,341</b>
<b>GRAND TOTAL</b>	<b>2,008,722</b>	<b>-0.3</b>	<b>2,014,192</b>	<b>2,112,170</b>

\*Paid admission also includes education visits, public programs and venue hire at Government House (10,542). General admission to Government House is free so these numbers are reported as Government House under Free entry (excl Free public programs). Paid admission also includes the following visitor statistics from The Mint: public programs (2238) and venue hire (14,254). Free entry also includes the following statistics from The Mint: complimentary tickets (40,863).

\*\*Outreach consists of 626 public programs, 552 education programs and 4,023 properties outreach. + Includes house tours and vice-regal functions. ++ Includes site visits, cafes, shops, public sculptures. Cafe and shop figures are as accurate as possible; calculations are based on estimated numbers. +++ Grounds figures are as accurate as possible; calculations are based on estimated numbers. The Justice & Police Museum expanded its opening hours to seven days a week all year on 1 May to increase visitation and revenue, capitalising on perceived strong interest in the new exhibition, *Sin city: crime and corruption in 20th-century Sydney*. School bookings, venue hire and the exhibition are bringing in solid numbers.

(continued from page 17)

The Museum of Sydney partnered with Museums & Galleries NSW to host two topical seminars. Artists Interpreting History, in September 2009, addressed the possibilities and problems of artists' interventions of museum spaces and collections. Black is Back: Koori Culture Stages a Comeback, in March 2010, discussed the need for greater representation of New South Wales Aboriginal arts, culture and history in Sydney and across the state. In particular, the seminar addressed whether there is need for a cultural institution in Sydney devoted to the historical artefacts and contemporary artistic interpretations of Aboriginal people of New South Wales.

The HHT worked in partnership with:

- > Accessible Arts
- > Architects Registration Board
- > Australasian Occupational Science Centre, University of Wollongong
- > Autism Association of Australia
- > Boolarng Nangamai Aboriginal Art and Culture Studio
- > Bundanon Trust
- > d/Lux/Media Arts
- > Fairfield City Museum and Gallery
- > Greek Festival of Sydney
- > International Women's Day Collective
- > Inverell Shire Council
- > National Trust (NSW)
- > Relay Australia
- > School of the Built Environment, University of New South Wales
- > Shoalhaven Museum and Arts Trail
- > Studio ARTES
- > Sydney Design Week
- > Sydney Festival
- > Sydney Learning Adventures
- > Technology Educators Association
- > University of Newcastle
- > Vision Australia

## Goal 3

### Develop and maintain staff expertise

Work continued on the development of an organisation-wide corporate training and development plan. The plan will enable a better understanding of the training and resources required to address skills and knowledge gaps. An audit of past training activities and a training needs analysis identified training priorities for the coming year, including an audit of HHT staff to identify an in-house skills base for future training programs.

HHT staff members filled 445 positions in a range of training and staff development activities in the following broad areas:

- > health and safety (OH&S consultation, first aid, basic scaffolding, forklift operation, firewarden, dangerous chemicals, vehicles)
- > access (Vision Australia, dementia training, autism awareness, TAFE-accredited access)
- > child protection (legislative responsibility, appropriate behaviour)
- > conferences and seminars (International Conference of the Inclusive Museum, July 2009; Arts Activated Conference, March 2010; and many more including conservation, interpretation and management)
- > media (interview technique)
- > management (finance, people, professional development)

A wide range of activities also took place at the local level including object handling and conservation cleaning, disaster prevention and response, voice projection, program delivery, managing groups, national curriculum, question and answer technique, web and blog editing, database management and HHT induction. Staff development was further enhanced through relevant memberships, professional

affiliations, and the purchase of various resources, subscriptions and publications.

The following career development opportunities will be available to staff in 2010–11:

- > Phillip Kent Staff Development Scholarship, generously funded by the Members
- > Historic Houses Trust/UK National Trust Exchange Program

## Goal 4

### Develop and manage the Endangered Houses Fund (EHF) program as a new initiative

Under the Endangered Houses Fund (EHF) properties are acquired, conserved, protected and then offered back into the marketplace for the use and enjoyment of future generations. Money from completed projects is returned to the Fund to be reused to save more houses.

During the year the HHT assessed six projects and, from those, two were taken on board as EHF projects.

The EHF Manager met with the following organisations: the Nature Conservation Trust of New South Wales, the University of Sydney, the University of New South Wales, Heritage Victoria, and English Heritage and the Landmark Trust in the United Kingdom.

Lake Macquarie City Council has granted approval for the HHT to commence conservation works to a Nissen hut, one of 50 constructed during the 1950s to provide housing for postwar migrants. The huts are located in Belmont North near the shores of Lake Macquarie.

Extensive conservation work continued at Exeter Farm and it is intended the property will be sold freehold for residential purposes.

Negotiations continued concerning the freehold sale of Glenfield with the aim of placing the property on the market in spring 2010.

The HHT acquired the former Presbyterian Manse in Moruya. The manse is to be conserved and, on completion, sold through the EHF program. The property is significant as one of the earliest buildings in the town and the interior contains rare finishes and wallpapers.

The HHT gained approval from the New South Wales Parliament in March 2010 for the transfer of ownership of Throsby Park from the National Parks and Wildlife Service to the HHT. The transfer will occur in the latter half of 2010.

(See also page 47.)

## Goal 5

### Develop major capital works

The HHT completed the restoration and refurbishment of the historic 1887 schoolhouse at Rouse Hill House & Farm along with construction of a new education centre and covered outdoor learning area. The works were officially opened by the Hon Virginia Judge, Minister for the Arts, at a public open day on Sunday 27 June 2010. The HHT obtained development approval from Hills Shire Council to construct a new car park and bus turning area that will improve accessibility for visitors to the property (due for completion in 2010–11).

Refurbishment of the eastern terrace paving at Government House commenced with the removal of badly deteriorated 1930s-era sandstone crazy paving, and the installation of modern foundations and drainage for new sandstone flagging. The work improves public safety at the property, which is frequently used for public events and activities in addition to its formal official role hosting vice-regal ceremonies, receptions and dinners. The project also includes updating of outdoor lighting to enable better night-time use of the terrace.

The HHT updated its total asset management forecasts and was successful in securing funding for additional work at Rouse Hill House & Farm and the reinstatement of the guardhouse domes at the Hyde Park Barracks Museum in 2010–11.

## Goal 6

### Increase our earned revenue through commercial activity and philanthropy to maintain core activities

The HHT's earned revenue in 2009–10 comprised 26% of the total operating budget. This is a 2% decrease from the previous year, primarily due to poor trading conditions as a result of the global financial crisis (GFC).

HHT venues delivered 517 commercial venue hire and filming and photography activities to more than 90,000 guests. There was an 18% decrease in the corporate client base due to the GFC, a 2% increase in domestic clientele and government clientele remained at the same level. Business from recurrent clientele remained steady at 32%. The Museum of Sydney reported an increase in revenue due to the stability of its recurrent client base hiring the AGL Theatre. Vaucluse House reported an increase in wedding bookings.

A retail shop opened in November 2009 in the front building of The Mint. It is intended the shop will increase our earned revenue, bring life to the HHT brand, raise our profile on Macquarie Street and exploit our rich collections. It took the place of the former front reception, whose operations were moved to the reception area located in the Engine Room of the rear building.

## Goal 7

### Responsibly and efficiently manage our finances and public resources to improve our operational effectiveness

In light of the continued decrease in interest rates an investment strategy was developed to deposit some funds in fixed deposit accounts to increase interest earnings.

Property opening times were once again reviewed. The Justice & Police Museum was extended to seven-day opening to cater for anticipated increased visitor demand with the launch of the new exhibition *Sin city: crime and corruption in 20th-century Sydney* on 1 May. This has greatly increased our income potential with only modest additional costs incurred. Opening hours also changed at Susannah Place Museum in November when the new YHA opened opposite the museum, and the result has been a healthy growth in our visitor revenue.

Event revenue substantially increased during the year as a result of a pricing review of major events. Compared with 2007–08, the previous comparable financial year (2008–09 included *Sydney Open*), revenue was up approximately 12%.



# Our People

**“A fantastic journey  
thanks to our enthusiastic  
and knowledgeable guide.**

**The whole family  
had a great time.”**

Visitor, France

# Trustees

**JILL WRAN BA, MBA, FAIM,**  
CHAIRMAN TO DECEMBER 2010

Jill Wran has given many years of honorary service to the cultural life of New South Wales while maintaining strong business interests in the community. Jill was formerly on the boards of the New South Wales State Conservatorium of Music, the Sydney Symphony Orchestra, the Centennial Park and Moore Park Trust, the Sydney Opera House Trust, New South Wales Cultural Management (Sydney Theatre), the Council of the University of New England and SMEC Holdings Ltd. She still serves as a key member of the Foundation for the Historic Houses Trust, which she chaired for five years from June 2000. Jill continues as a member of the HHT's Endangered Houses Fund Committee, and is Patron of Greening Australia (NSW). She was appointed a Trustee on 1 January 2001, and Chairman on 1 January 2002 and her term expired on 31 December 2009.

**PETER TONKIN BScArch (Hons), BArch (Hons), FRAIA,**  
ACTING CHAIRMAN, JANUARY–JUNE 2010

Peter Tonkin graduated as an architect with first-class honours from the University of Sydney in 1977. He joined Brian Zulaikha in 1987 to form Tonkin Zulaikha Greer Architects (TZG), known for its strong urban design. TZG's projects include a specialist library for the Royal Blind Society, which won a merit award in 1991 from the RAIA; the Hyde Park Barracks Museum, winner of two RAIA awards; the National Memorial to the Australian Vietnam Forces; and the Tomb of an Unknown Australian Soldier in Canberra. TZG also worked on the refurbishment of Customs House; the multi-award winning solar-powered Plaza Lighting Towers for the Sydney Olympics; and, in collaboration with artist Janet Laurence, the Australian War Memorial in London. Peter has taught architecture and lectured extensively in Australia and New Zealand. He has been widely published. He was appointed as a Trustee on 1 January 2005 and his current term expires on 31 December 2010.

**KEITH COTTIER AM, AASTC, LFRAIA**

Keith Cottier is one of Australia's most highly regarded and awarded architects. A Director of Allen Jack+Cottier since 1965, he has been a driving force behind the quality of the company's work, which, in that period, has been recognised by an unequalled number of design awards. In 2001 he was awarded the Gold Medal, the Royal Australian Institute of Architects' highest honour. He was appointed a Member of the Order of Australia in 2004.

Keith has had a continuing involvement in heritage conservation, serving as a Commissioner of the Australian Heritage Commission for six years, as a Member of the Heritage Council of New South Wales for three years, and also in property management as a Member of the Sydney Cove Authority and the City West Development Corporation. Some of the high-profile heritage projects completed under Keith's direction include Wylie's Baths, the Argyle Centre, the Submarine Mine Depot at Chowder Bay and Penfold's Magill Estate in Adelaide. Keith was appointed as a Trustee on 1 January 2007 and his current term expires December 2012.

**BRUCE HAMBRETT LL.M**

Bruce Hambrett is a practising lawyer, the chairman of Baker & McKenzie, Australia, and a former General Counsel of SingTel Optus Pty Limited. He is also a Director of the Pacific Opera Company Limited and a former chair of the Media and Communications Law Committee, Business Law Section, with the Law Council of Australia. He was appointed as a Trustee on 1 January 2006 and his current term expires on 31 December 2011.

**GRACE KARSKENS BA, MA, PhD**

Associate Professor Grace Karskens teaches Australian history at the University of New South Wales. She has worked in history, heritage and historical archaeology for the past 30 years and has held a number of Australian Research Council grants. Grace has published extensively and internationally in Australian colonial and convict history, urban and environmental history and historical archaeology. Grace's books include *Inside The Rocks: the archaeology of a neighbourhood* and the multi-award winning *The Rocks: life in early Sydney*. She is interested in promoting historical understanding and awareness to wide audiences and is currently on the boards of the Dictionary of Sydney, the National Museum of Australia's *reCollections* journal and a number of other international scholarly journals. Her latest book, *The colony: a history of early Sydney*, was released by Allen & Unwin in 2009. Grace was appointed as a Trustee on 1 January 2008 and her current term expires on 31 December 2010.

**CAROL LISTON** BA (Hons), PhD, FRAHS

Associate Professor Carol Liston teaches history at the University of Western Sydney (UWS). She holds a PhD from the University of Sydney. Her research covers early colonial history in New South Wales, with interests in people (convict, colonial born and free immigrant), local history, heritage and the built environment. Her particular interest is the colonial development of the County of Cumberland.

Carol's current projects include researching and writing histories of Liverpool and its heritage places, such as Collingwood House. A continuing research interest is women in the convict period. She continues to research the Female Orphan School at Parramatta, now a campus of UWS. Carol was appointed as a Trustee in January 2009 and her current term expires on 31 December 2011.

**MARTYN MITCHELL** BScChemEng, ICAEW, ICAA

Martyn Mitchell has more than 30 years experience as an auditor and business adviser, including more than 20 years as a partner in PricewaterhouseCoopers (PwC). Martyn has held a number of senior management positions within PwC and has extensive experience with major public companies in Australia and Asia. He is currently a Director of the New South Wales Bible Society and was previously a Vice-Chairman of the Australia China Business Council. Martyn is the Chair of the HHT's Finance & Audit Committee. He was appointed as a Trustee on 1 January 2005 and his current term expires on 31 December 2012.

**JOHN MONTGOMERY** BSc, PhD, MRTPI, FRSA

Dr John Montgomery is a town planner and urban and regional economist. Much of his experience is drawn from his work in the United Kingdom and Ireland, dating from the mid 1980s, and with his London-based firm Urban Cultures Ltd since 1991. He emigrated to Australia in 2002. His book *The new wealth of cities* was published in 2007. John was appointed as a Trustee in January 2009 and his current term expires on 31 December 2011.

**PENELOPE PIKE** BA, Dip T&CP

Penelope Pike is a conservation planner who has specialised in heritage studies for local government areas and in preparing and implementing local environmental plans and detailed control plans for historic towns, precincts and suburbs. Penelope has served on the Urban Conservation Committee of the National Trust and was Founding Chairman of its Cemeteries Committee. She was recently on the Board of Trustees for Parramatta Park and represented the National Trust on the Heritage Council. She is currently on the Board of Trustees for Eryldene Historic House and Garden. She was appointed as a Trustee on 1 January 2002 and her current term expires on 31 December 2010.

	Attended	Leave of absence	Eligible to attend
Jill Wran (Chairman)*	4	–	5
Peter Tonkin (Acting Chairman)**	8	1	10
Keith Cottier	10	–	9***
Bruce Hambrett	9	1	10
Grace Karskens	8	–	10
Carol Liston	7	1	10
Martyn Mitchell	10	–	9***
John Montgomery	9	–	10
Penelope Pike	10	–	10

\*Chairman to 31 December 2009 \*\* Acting Chairman from January 2010 to June 2010 \*\*\*Terms expired 31 December 2009. Her Excellency the Governor approved reappointment from 10 March 2010 to 31 December 2012. Both attended an interim meeting as an observer.

# Staff

## MANAGEMENT GROUP

**KATE CLARK** FSA, FRGS, MIFA, IHBC  
DIRECTOR

Kate Clark commenced as Director on 20 October 2008. Kate has experience in industrial archaeology, museums, landscapes, funding, teaching, statutory protection, research, policy development and management. Her expertise includes evaluating the economic and social benefits of heritage conservation. Kate is a Sydneysider who was previously based in the United Kingdom for 25 years. She worked with the Ironbridge Gorge Museums Trust, the Council for British Archaeology and English Heritage before joining the Heritage Lottery Fund as Deputy Director of Policy and Research. Kate previously ran a heritage consultancy with clients including the States of Jersey, Sir John Soane's Museum and the Museums, Libraries and Archives Council. She has published widely on industrial archaeology, conservation, heritage management, sustainable development and the wider value of heritage. Kate has taught in the United Kingdom as well as in Ireland, South Africa, Slovenia, Canada and the United States.

**CAROLINE BUTLER-BOWDON** BA (Hons), MA, PhD  
ASSISTANT DIRECTOR, LEARNING & OUTREACH

Dr Caroline Butler-Bowdon commenced as Assistant Director, Learning & Outreach in October 2009. Caroline has worked in the cultural/heritage sector for more than 15 years including posts at the Museum of Sydney, the Art Gallery of New South Wales and the Universities of Sydney and New South Wales. She was most recently Head Curator at the Museum of Sydney where she published widely and curated exhibitions on many aspects of Australian history. Caroline recently completed her PhD at the University of New South Wales on the history of apartment living in Sydney.

**MIKE FIELD** BSc (Hons)  
ASSISTANT DIRECTOR, MARKETING & BUSINESS DEVELOPMENT

Mike Field joined the HHT in January 2007, prior to which he was Deputy Marketing Manager and Head of Publicity at SBS Television for eight years, and before that Marketing Manager at the *Sydney Morning Herald*. His previous work experience includes time with publishers in the United Kingdom and Australia, as well as three years at the Australian Museum where he was responsible for publishing the Museum's magazine *Nature Australia* and other revenue-raising initiatives.

**IAN INNES** BSc (ARCH), BLArch  
ASSISTANT DIRECTOR, CONSERVATION & ASSET MANAGEMENT

Ian Innes took up the newly created role of Assistant Director, Conservation & Asset Management in October 2009. Ian has more than 20 years experience in cultural landscape management and conservation, including senior management roles at the Royal Botanic Gardens Sydney and Centennial Parklands. He studied architecture and, later, landscape architecture, and his ongoing professional interests span a range of aspects of the built environment including architectural and landscape design, heritage conservation, cultural landscape management, contract administration and project management, strategic asset management, horticulture and arboriculture, and garden plant conservation.

**NICHOLAS MALAXOS** BA (ECON), AFAIM  
ASSISTANT DIRECTOR, MANAGEMENT SERVICES

Nicholas Malaxos joined the HHT in 1995 from the Earth Exchange Museum and prior to that Film Australia. Nicholas is an Associate Fellow of the Australian Institute of Management and a member of the Institute of Public Administration in Australia. He is Convenor of the Hellenic Historic & Cultural Committee and has assisted with the exchange of major exhibitions between Greece and Australia, including *1000 years of Olympic Games* at the Powerhouse Museum in 2000; *Our place*, a contemporary Indigenous exhibition at the Benaki Museum, Athens, in 2004; and the *Greek treasures* exhibition at the Powerhouse Museum in 2005.

## STAFF

Staff are involved in the management of the organisation through the Staff and Management Participatory and Advisory Committee (SAMPAC), and may be nominated to standing committees.

(See page 61.)

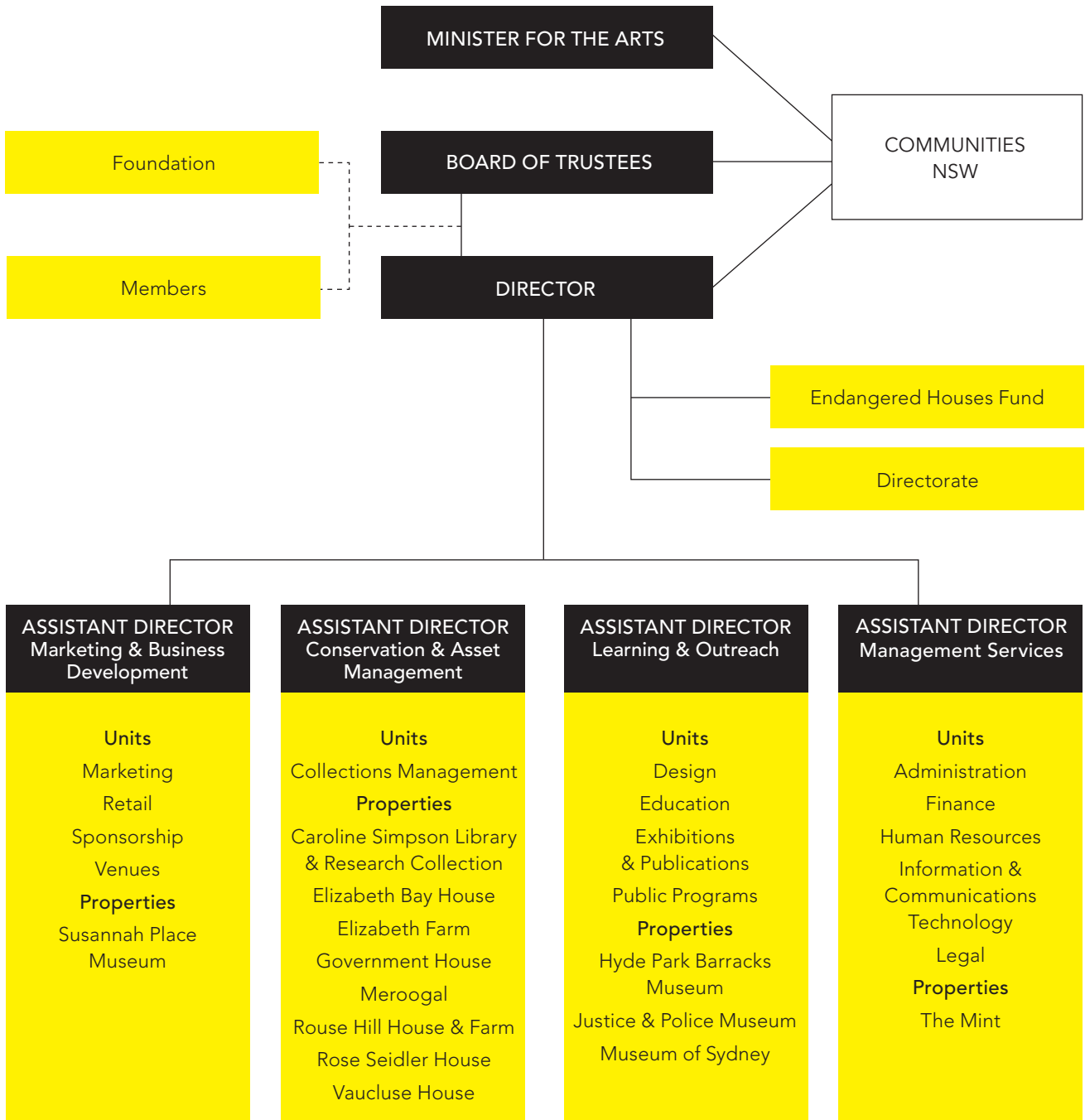
Major occupation group ABS: ANZSCO*	2010 (staff)**
Managers	40
Professionals	65
Technicians and trades workers	12
Community and personal service workers	58
Clerical and administrative workers	34
Sales workers	6
Machinery operators and drivers	1
Labourers	4
<b>Total</b>	<b>220</b>

\* Australian and New Zealand Standard Classification of Occupations  
 \*\* Head count

Staff representation by salary			
Salary level	Total staff*	Women	NESB**
< \$36,677	4	4	0
\$36,677 – \$48,172	63	40	5
\$48,173 – \$53,854	33	25	1
\$53,855 – \$68,147	52	36	6
\$68,148 – \$88,127	56	35	3
\$88,128 – \$110,160	14	7	2
> \$110,160 (non SES)	2	0	1
> \$110,160 (SES)	2	1	0
<b>Total</b>	<b>226</b>	<b>148</b>	<b>18</b>

\* Headcount and non-casual employees  
 \*\* Non-English-speaking background

# Organisational chart



# Our Properties

**“Informative and great  
to see such an effort  
made in conservation.”**

Hilary Bell, visitor to Rouse Hill House & Farm

# Caroline Simpson Library & Research Collection

*The Caroline Simpson Library & Research Collection was established as the Lyndhurst Conservation Resource Centre in 1984 and renamed in 2004.*

*Located at The Mint, the collection provides a specialist research resource for staff, scholars, heritage and conservation practitioners, and museum professionals. It supports the HHT's work of interpreting and managing places of cultural significance in New South Wales. The scope of the collection is broad, covering houses and gardens of all kinds, and ranges from the 19th century to the present day. It includes a wide range of materials: architectural pattern books; manufacturers' trade catalogues and sample books; wall coverings; floor coverings; garden ornaments; curtain and blind hardware; door and window furniture; soft furnishings and trimmings; personal papers and manuscripts; and pictures, books and periodicals.*

## A YEAR IN REVIEW

- > There continues to be deepening engagement with our collections, not only among our state and national stakeholders but also internationally. Our visitor figures reveal increased usage by university students, academics and researchers working on larger, ongoing projects. They now represent more than 40% of our public users. The increase in visitors travelling from outside New South Wales to undertake complex research using our trade catalogues and archives correlates with our greater global presence on the World Wide Web via the aggregated search service of the National Library of Australia.
- > Group visits by more than 600 Technical and Further Education (TAFE) and university students as well as community groups is another way in which the library connects with the people of New South Wales through its collections and reference service. The highly popular collaboration with the Faculty of the Built Environment, University of New South Wales, on its Historic Interiors, 1790–1950 course has been repeated, with a new cohort of students researching at the library with zeal.
- > The reputation and accessibility of the library's collections prompted a number of significant donations this year. Chief among them was the Handel archive: an archive of books, presentation drawings and cartoons relating to the careers of Philip John Handel (1933–2009) and his father, Alfred Charles Handel (1886–1946), leading stained-glass painters in New South Wales. This interest in Australian design history is also reflected in our purchase of two sets of curtains designed by Australian artists John Olsen and Ian van Wieringen. Highly significant in the history of Australian furnishing textiles, they form part of a series of ten designs commissioned in 1962 by John Kaldor for Sekers Fabrics and they complement two other designs already held at the library.
- > We continued to showcase our collections through various publications, public programs and exhibitions. *Wallpaper*, the first book in the HHT collection series, features more than 60 wallpapers and an essay by our Assistant Curator. Also contributing to a greater understanding of the history of Australian interiors was a chapter in the Carrick Hill exhibition catalogue, *Adrian Feint: cornucopia*, written by the Head of the library. During Design Week we introduced our collections to a younger audience through our *Patterns of the Past* program, and we loaned material to the Museum of Sydney for its *Skint! Making do in the Great Depression* exhibition. We were also able to lend a number of rare volumes of *Ackermann's Repository of Arts* to the National Gallery of Victoria for its exhibition *Persuasion: fashion in the age of Jane Austen*.
- > Our collections were also promoted in the creation of a range of greeting cards, cups, jewellery and other merchandise for The Mint Shop.

# Elizabeth Bay House

*Elizabeth Bay House was built between 1835 and 1839 by the fashionable architect John Verge for the Colonial Secretary, Alexander Macleay, and his family.*

*A superb example of a Greek Revival villa, it enjoys a magnificent setting overlooking Sydney Harbour. The saloon, with its elegant cantilevered staircase, is regarded as the finest interior in Australian colonial architecture. The house's interiors are notable for their detailing, particularly the quality of the joinery, plaster and stonework. The fine collection of Australian cedar furniture (including pieces from the Caroline Simpson collection) reflects the neoclassical tastes of the early 19th century. A favourite of students of design and social history, Elizabeth Bay House presents an evocative picture of early 19th-century life before the depression of the early 1840s forced Macleay to leave the house.*

## A YEAR IN REVIEW

- > Renovation and refurbishment of the ground floor public rooms continued with the replacement of existing soft furnishings, including the drawing room curtains.
- > Four artworks listed among George Macleay's possessions when he left the family's country property, Brownlow Hill, in 1859 are in the process of being donated under the Australian Government's Cultural Gifts Program. They are a pair of engravings depicting family devotions at morning and evening, inscribed by George Macleay to Mrs Downes, wife of a subsequent purchaser of Brownlow Hill; *Penitent Magdalene*, c1820, oil on canvas, probably painted by one of the Macleay daughters after Guido Reni (1575–1642); and an engraved portrait of Robert Waring Darwin, c1835, the father of naturalist Charles Darwin. *Penitent Magdalene* and the Darwin portrait probably furnished Elizabeth Bay House in the period 1839–45. All four works had been on long-term loan from Brownlow Hill. Also acquired during the year was a pair of colonial-era cedar hall chairs from the sale of Denham Court contents.
- > Public programming at Elizabeth Bay House included several popular series in the domestic arts and colonial gastronomy, the St Laurence Choir performing in the annual *Christmas by the bay* concert, *Highland fling* and *An evening with Donald Friend*. Donald Friend (1915–1989) was a prolific Australian artist who lived in the central upper floor flat at Elizabeth Bay House in early 1942. This theatrical performance, devised by Lou Klepac and performed by Terence Clarke, explored Friend's life, works and relationships through his diaries and letters. The International Year of Astronomy was celebrated with a unique concert in the saloon based on the works of musician Vincenzo Galileo.
- > Education visitation has been sustained through seasonal programs including *Make art with an artist* and *Dinner guests*. During the 2009–10 period the National Institute of Dramatic Art (NIDA) held its three-week school holiday programs on filmmaking for teens at Elizabeth Bay House.
- > Venue hire bookings were exceptionally strong. Two Foundation for the Historic Houses Trust of New South Wales dinners were held in collaboration with Macquarie Bank. The property was also the venue for numerous publicity and advertising photography shoots.
- > Elizabeth Bay was the location of Elizabeth Town, a village created by Governor Macquarie to house displaced Aboriginal people. As part of the development of the HHT's Indigenous strategy, curators prepared a historical review of the property investigating Aboriginal themes and stories.
- > Visitation has been reduced due to a lack of accessibility, the result of the rerouting of the Sydney Explorer bus and the loss of the 311 bus stop at the property.

# Elizabeth Farm

*Elizabeth Farm is a colonial homestead built in 1793 for the family of John and Elizabeth Macarthur, who lived there until 1850.*

*It once stood on a largely uncleared 1000-acre (405-hectare) property stretching east from Parramatta, with a river frontage on three sides. This was Dharug country, sustained by the Burramattagal, Wangal and Wategora people. By the late 1820s the prosperous Macarthurs had transformed their farmhouse into a smart bungalow, surrounded by 'pleasure grounds' rich in exotic plants and fruit trees. Urban and industrial development chipped away at the estate in the later decades of the 19th century. In 1904 the homestead, on less than 5 acres (2 hectares), was sold to the Swanns – a large household of resourceful women who occupied and protected the property until 1968. Elizabeth Farm has been managed by the HHT since 1983. The uniquely hands-on, experience-based house museum was opened in June 1984.*

## A YEAR IN REVIEW

- > The *Festival of the olive*, a popular annual cultural festival, was held in the garden in October 2009. The event again attracted a diverse audience and strong media interest. This year the HHT worked with Parramatta City Council to extend the festival to the neighbouring Elizabeth Farm reserve.
- > From December 2009 to January 2010 Elizabeth Farm hosted an exhibition by western Sydney artists Naomi McCarthy and Catherine O'Donnell. *Dripstone* comprised a series of pencil drawings and new media works inspired by the property. The large-scale works added another level of interpretation to the house, and the associated public programs for both children and adults resulted in increased visitation to the exhibition.
- > A new display of photographs of the 1980 restoration work carried out by the Public Works Department documents the condition of the buildings at that time and the scope of work undertaken before the HHT took over management of the property.
- > Major maintenance was carried out to the eastern and southern verandahs to correct the outward movement of the stone flagging and the roof support columns. A consultant archaeologist supervised the work. The work revealed some new information about the construction of the verandahs and adjacent garden.
- > Other maintenance works were undertaken to ensure the buildings remain in good condition. This included the replacement of the dripstone stand in the courtyard, and the commencement of works in the tearooms and food preparation areas.

# Government House

*Government House was built between 1837 and 1845 and is the finest example of a castellated Gothic Revival house in Australia. It occupies a special place in the public consciousness of Sydney and the history of the state.*

*The HHT coordinates a diverse program of vice-regal, Commonwealth and state government functions, cultural and community events, public tours, and education and public programs at the property. More than two million people have visited the property since the house was opened to the public in 1996.*

*The conservation and refurbishment of Government House continues to be guided by the principle of uniting best practice conservation with contemporary design innovation.*

## A YEAR IN REVIEW

- > This year Government House hosted 238 vice-regal and 38 state government and community functions. Highlights included a reception for His Royal Highness the Earl of Wessex, Macquarie 2010 celebrations and the launch of the book *The governors of New South Wales 1788–2010*.
- > Important cultural events included the subscription program *House music*, which presented a variety of local and international artists; the outdoor *Garden music* festival, featuring Dan Sultan, Bridgeville and the ARIA award-winning band The Audreys; and the semifinals of the annual Kendall Violin Competition, the principal violin competition in Australia. The HHT also held several events focusing on research and conservation programs at the property. These included *Colonial crafts: past and present*, revealing the role of the specialist craftspeople involved in the conservation of the house, and a study day on the conservation of historic gardens.
- > A highlight of the year was the exhibition *Rug up* in collaboration with the College of Fine Arts (COFA) at the University of New South Wales, and rug company Designer Rugs. This exhibition of contemporary rug designs, held as part of Sydney Design 09, included works by COFA design students as well as contemporary rugs designed by Akira Isogawa, Julie Paterson of Cloth Fabric, Liane Rossler of Dinosaur Designs and Minnie Pwerle. A design forum held in conjunction with the exhibition involved several of these designers and other leaders in contemporary Australian rug manufacturing.
- > Government House's interpretation program included specialist tours of the conservation program and collection, education programs for primary and secondary students and guided tours for the general public.
- > The To Furnish a Future policy, through which the property is maintained as a showcase for the best of New South Wales design and craftsmanship, continued with the reinstatement of soft furnishings in the ballroom, improved lighting for the dining room and ballroom, and reinstatement of locally produced floor tiles in the outer and inner halls. The Director presented an overview of the program to the Governor and discussed future plans under the policy.
- > Replacement of the deteriorated sandstone paving of the eastern terrace pathways commenced. The eastern terrace is the most significant formal feature of the gardens and dates from 1861. The work includes conservation of the main axial pathway and upgrading of drainage, lighting and irrigation systems.
- > Acquisitions this year included a rare, salt-glazed earthenware bust of Sir Hercules Robinson, New South Wales Governor (1872–79); a stereoscope photograph of the Governor-General Lord Northcote (1903–08); and a rare photograph of Governor Sir William Denison (1855–61).

# Hyde Park Barracks Museum

*Hyde Park Barracks Museum was built between 1817 and 1819 by convict workers under the direction of convict architect Francis Greenway.*

*Lachlan Macquarie, Governor from 1810 to 1821, ordered Francis Greenway to design a monumental dormitory building for convicts on Sydney's eastern ridge, overlooking the township. The Hyde Park Barracks took two years to build and functioned, after 1819, as the colony's principal convict establishment. Designed for 600 men, the building sometimes slept 1400. From 1848 to 1886 the barracks provided lodging for government-assisted female immigrants and an employment office. Wards for destitute women operated on the upper floor after 1862. In 1887 the site was remodelled as a legal centre, with courts, judge's chambers and government agencies crowded together until 1979, when work on the museum began. Today, Hyde Park Barracks Museum uses the fabric and spaces of the building and its rich archaeology collection to unravel stories of its occupants and uses over the past 190 years.*

## A YEAR IN REVIEW

- > The Hyde Park Barracks has been selected for inclusion in the World Heritage nomination of Australian convict sites with an announcement expected in August 2010. As part of the nomination process Dr Aiden Challis undertook a site inspection on behalf of the International Council of Monuments and Sites (ICOMOS) in August 2009.
- > Hyde Park Barracks Museum was an active participant in Macquarie 2010. *Macquarie Visions*, a four-week festival (part of Vivid Sydney), saw a number of key Macquarie Street buildings, including the barracks, illuminated each evening with various projections and images relating to Lachlan and Elizabeth Macquarie's time in Sydney. As part of the celebrations, the museum extended its operating hours and reduced admission fees to allow for night visits.
- > When Hyde Park Barracks opened in 1819 the two gatehouses at the main entry featured small ornamental domed timber roofs, constructed from shingles. The domes were removed in the mid 1850s and replaced with flat sheetmetal roofs. Investigative and planning works have begun to replace them, thus reinstating Greenway's original design.
- > In August 1999 the then Governor-General of Australia, Sir William Deane AC, KBE unveiled the Australian Monument to the Great Irish Famine. In August 2009 the barracks hosted a function to commemorate the 10th anniversary of the opening, with more than 400 guests in attendance.
- > In October 2009 we completed the final stage of the replacement of the air-conditioning plant in the museum building. This project involved the complete replacement of all air-handling units plus installation of additional humidifiers and temperature controls. The result ensures that Hyde Park Barracks Museum can maintain museum-standard temperature and humidity levels for its collection and displays and for visitor comfort.
- > Hyde Park Barracks again hosted the Sydney Festival – Becks Festival Bar. Conducted each January as part of the Sydney Festival, it is becoming a 'must-attend' event. A number of international and local bands performed to sell-out crowds and we look forward to hosting this significant Sydney event next year.
- > The barracks was also the host location for the City to Surf Expo. Over seven days in August 2009 approximately 40,000 people attended the Expo to register for the event.

# Justice & Police Museum

The Justice & Police Museum houses a unique collection of objects relating to crime, policing and legal history, including an extensive archive of police forensic photographs.

Originally the Water Police Court (1856), Water Police Station (1858) and Police Court (1886), the Justice & Police Museum now features a variety of displays including spine-chilling weapons, bushranging artefacts and physical evidence from notable crimes.

A dynamic exhibition program explores both historical and contemporary issues relating to crime and its consequences, and daily education activities unfold the worlds of justice and policing to school students. The museum's large and significant forensic photography archive of more than 130,000 negatives has, in recent times, appeared in a number of popular exhibitions and books.

## A YEAR IN REVIEW

- > We opened a new exhibition, *Sin City: crime and corruption in 20th-century Sydney*, in May 2010 and expanded the museum's opening hours to seven days per week to capitalise on anticipated strong public interest. The book published to coincide with the exhibition contains an introduction by the Hon Michael Kirby, AC, CMG and has sold well.
- > We produced two highly charged photographic displays for the museum's Archive Gallery. *Crooks*, launched in July 2009, displayed mug shots of criminals alongside their biographical profiles. This exhibition coincided with the HHT's publication of the book *Crooks like us* by Peter Doyle, which features an array of 1920s offenders from the museum's photography archive. The second display, *Walter Tuchin: police photographer*, featured police photographs of car accidents, murders and fires taken between 1952 and 1957.
- > The exhibition *Femme fatale: the female criminal*, which juxtaposes popular culture's glamorised depiction of female criminality with the brutal and tragic experiences of actual offenders, concluded in April 2010. We obtained a Visions Australia grant that allows the exhibition to tour Australia-wide. *Femme fatale* is currently touring in Canberra and will also tour Perth, Geelong and Launceston as well as Orange, Wagga Wagga and Murwillumbah in regional New South Wales.
- > We undertook a highly successful education outreach tour to the western Riverina region (Griffith, Narrandera and Leeton). We also hosted a Law Week event in collaboration with the New South Wales Bar Association and the Department of Education and Training.
- > We continued to collaborate with artists to produce exciting outcomes. Inspired by the Eugenia Falleni story told in the *Femme fatale* exhibition, artists Mills & Morte created an installation for the Sydney Gay and Lesbian Mardi Gras cultural program, which was closely informed by photography and curatorial research from the museum. Painter Rosemary Valadon continued her two-year artistic residency with the museum, using curatorial research and images to create a suite of oil paintings that will be exhibited at the museum in January 2011.
- > This year we completed a major collection audit of more than 9000 museum objects that were inspected, condition checked, photographed and re-labelled. We employed a conservator to professionally treat more than 200 firearms held in the museum's underground vault. We revised and expanded electronic cataloguing information for more than 2000 objects in the Vernon collections database. We also continued to digitally scan, research, catalogue and provide online access to images from our forensic photography archive.

# Meroogal

*Meroogal is located in the South Coast town of Nowra. This fascinating timber house was built in 1885 and was home to four generations of women from the same family.*

*The daily routine, domestic chores and social lives of its former occupants have moulded its intimate rooms. Meroogal's rich collection of personal objects provides an insight into their private lives and daily world.*

*Meroogal and the support of family enabled the Thorburn and Macgregor women to lead independent, single lives without undertaking paid employment. Meroogal was both a home and an economic resource providing food and fuel from the garden and rent from occasional paying guests and tenants. Without Meroogal the lifestyles of the women who lived there might not have been possible.*

## A YEAR IN REVIEW

- > Meroogal continued to work closely with local community organisations, schools and museums to host annual and new events that attract Shoalhaven residents and tourists to the property.
- > The Meroogal underground cistern conservation project received a Highly Commended in the Colin Crisp Award, Australia's premier award for excellence in engineering heritage projects. The award was presented at the Australasian Engineering Heritage Conference, University of Otago, on 24 November 2009.
- > The 12th Meroogal Women's Arts Prize was exhibited at the Shoalhaven City Arts Centre, Nowra. This year's theme was *Books & the world of ideas*. Due to its growth and success, the Arts Prize will now be a biennial event. The next competition will be held in 2011 with the theme *Made by hand*.
- > Selected costumes held at Meroogal were photographed and work has continued on documenting this rich collection. New curtains have been sewn for the sitting room and other textiles have been laundered.
- > Senior secondary and university students continued to use Meroogal and the Thorburn family as a focus for study. Years 11 and 12 history extension students were encouraged to consider museums as sites in which to conduct research for their history projects and, therefore, shift their focus to Australian history and local sites. Postgraduate history student Robin Monk investigated the rural origins of the Meroogal families and the role played by Robert Taylor Thorburn in the family's emergence as an important member of Nowra's middle class.
- > Other events included an International Women's Day awards ceremony, with 27 women from all walks of life receiving awards acknowledging their work in the community. Year 12 drama students from Nowra Anglican College produced a site-specific theatre piece, *Women of war – the unseen heroes of the 1900s*, which was performed at Meroogal over two nights in May 2010 using the house as a stage set.

# Museum of Sydney

*A modern museum built on a historic site, the Museum of Sydney takes you on a journey exploring Sydney's people, places and culture, then and now.*

*Designed by one of Sydney's best-known architects, Richard Johnson, the museum is on the site of Australia's first Government House, built in 1788 as a home and office for the colony's first governor, Arthur Phillip. The museum forecourt, known as First Government House Place, preserves the remaining foundations of the house below, while above ground the art installation Edge of the trees marks the site of first contact between the British colonisers and the Gadigal people.*

*At the museum visitors meet our city's first people, inspect models of the First Fleet ships and peer into the archaeological remains of first Government House. A changing exhibition program reveals the distinctiveness of this great city and its harbour, transport and people over time.*

## A YEAR IN REVIEW

- > A new semi-permanent display further develops the museum's interpretation of its site as that of the first Government House. The centrepiece is a detailed model of the house in the late 1830s, along with archaeological artefacts. Future plans for the display include the addition of computer animation showing the evolution of the house and filmed interviews with key stakeholders exploring the site's history and significance.
- > The Museum of Sydney collaborated with other organisations to produce talks, performances and exhibits to mark Macquarie 2010. In association with the History Council of New South Wales we hosted evening lectures and a symposium inspired by Macquarie the visionary. With the Land and Property Management Authority we developed *1810: expanding Sydney*, an exhibition about the expansion of settlement during Macquarie's time. One of the museum's prized collection items is the historic violoncello that once belonged to Elizabeth Macquarie and would have been played at first Government House. The instrument was expertly conserved and restored, and was showcased in special performances at the Conservatorium of Music in March. The concerts attracted keen media interest.
- > There were many highlights in the exhibition program. *Glenn Murcutt: architecture for place* explored the ideas and drawings of our most renowned architect. The exhibition, originally developed for Tokyo, was

successfully adapted at the Museum of Sydney with a tie-in to World Architecture Week helping to attract a young professional audience. *Martin Sharp Sydney artist* was a highly personal retrospective of the artist's vibrant work, inspired by his passions and experiences of living in this city. *Skint! Making do in the Great Depression* was a timely reflection on a different aspect of our city's past, and proved popular with seniors and families. The exhibition explored the hardships and the ingenuity of people surviving the worst economic crisis in our history.

- > Photography continued to be popular in the Theme Gallery. In *Smalltown*, photographer Martin Mischkulnig and writer Tim Winton took us on a journey through remote Australian outback settlements. A Visions of Australia grant allowed the exhibition to be developed as a national touring show and it will travel to venues across five states in coming years. *Up the Cross: Rennie Ellis & Wesley Stacey* provided a fascinating portrait of Sydney's red-light district at a unique moment in time.
- > Building work focused on the refurbishment of the northern basements of the Young Street terraces adjoining the museum. The refurbishment creates valuable additional space for education and school holiday programs.

# Rose Seidler House

**Built between 1948 and 1950, Rose Seidler House was designed by internationally renowned architect Harry Seidler AC, OBE for his parents, Max and Rose.**

*It is one of the finest examples of mid-20th-century modern domestic architecture and its original furniture forms one of the most important postwar design collections in the country.*

*Seidler was awarded the Sulman Medal in 1952 for Rose Seidler House, and the house has been highly influential, stimulating much social comment and intellectual debate as a manifestation of the modern principles of space, the unity of arts and architecture coupled with the new technology of structural engineering, and industrial design. It is presented in its original 1950 scheme.*

*Nestled in natural bushland with panoramic views of Ku-ring-gai Chase National Park, Rose Seidler House embodies the postwar wave of design and style ideals that so strongly influenced Australia's built environment.*

## A YEAR IN REVIEW

- > The HHT's ongoing program of conservation and building maintenance continued with a schedule of conservation painting, preservation measures for internal fabrics and finishes, window tinting and inspection audits to mature eucalypts on the grounds of the property.
- > A program of volunteer guides has reduced the reliance on casual staff for public programs and other functions.
- > On behalf of the HHT, Rose Seidler House hosted an event for the International Day for People with Disability. In December 2009 adult artists from a local school for artists with disabilities undertook a series of Artist in Residence days. Local primary school students, and similar-aged students from a local school for disabled children as well as local media, were on site to participate.
- > The 14th annual *Fifties fair* once again attracted close to 5000 people. The fourth free-entry open day in March, commemorating Harry Seidler's death in 2006, also attracted a good crowd, who enjoyed lunchtime talks and access to the house.
- > Other smaller cultural events such as jazz cocktail evenings and 1950s drive-in nights, organised by the HHT Members, enjoyed a regular following and profiled the museum at its best.
- > Tertiary and secondary school groups continue to frequent Rose Seidler House. A display of artworks of local high school students at the house increased the property's community profile.

# Rouse Hill House & Farm

*Rouse Hill House & Farm is celebrated for the nationally significant Rouse Hill House (1819), with its unparalleled collection of generations of Rouse family belongings.*

*The estate's early colonial garden, stables and supportive array of other old structures are also important. Less well known is that the site contains a section of the original Windsor Road turnpike laid down by Governor Macquarie in 1812–13 and an associated stretch of the nationally significant Hawkesbury Road laid down by Major Grose in 1794, along which the 1804 Battle of Vinegar Hill took place.*

*The house is one of the oldest continually occupied houses in Australia and was originally set in a much larger estate. Today its farm animals graze against the backdrop of a rapidly changing urban landscape.*

## A YEAR IN REVIEW

- > This year the HHT completed its restoration of the old Rouse Hill public school. Furnished, re-outfitted and looking just as it did in the late 1800s, the schoolhouse, which opened in June 2010, is already proving popular for the delivery of lively historical lessons. The associated education and support facilities were also completed, and consent was received to construct a car park and bus turning area at the Annangrove Road entrance.
- > Annual visitor numbers surpassed 11,000 for the first time. In response to rising visitor demand, tour routes were streamlined and a variety of activities were added to the property's repertoire. These include *Rouseabout*, a family-friendly farm-based tour, and *The new regime*, which explores Governor Macquarie's influence on both Rouse Hill and Dight's Farm at Richmond with tours at both sites.
- > Educational work necessarily concentrated on researching and outfitting the schoolhouse to reflect late Victorian and Federation conditions and on developing the first of many 'living history' school programs. Existing schools programs continued to expand and will run in conjunction with the schoolhouse programs. All school activities at Rouse Hill will benefit substantially from the new educational facilities.
- > Historical and collections research and conservation continued. A study was undertaken of the Dharug history of the area, and of the relationships between the Rouse family and Aboriginal people living on or near, or displaced from, the family's various farms and stations.
- > Investigations continued into the police presence at Rouse Hill, which had begun by 1816 when an emancipist constable settled on a small grant bordering the north-east corner of the then nascent Rouse Hill Farm. It culminated in the construction of a brick and sandstone police watch house just across Windsor Road from Rouse Hill Farm in the late 1830s. Archaeological excavations on the police station site (the station was unfortunately demolished in the 1920s) located its foundation and confirmed its proximity to the old roadway, which the watch house literally opened onto, just like the Vinegar Hill tollhouse before it. Other research undertaken during the year was in the costumes collection held at the property.

# Susannah Place Museum

*Built in 1844 and located in the heart of The Rocks, Susannah Place Museum is a terrace of four houses incorporating a re-created 1915 corner grocer shop.*

*The terrace survived largely unchanged through the slum clearances of the 1900s and the area's redevelopment in the 1970s. Today the museum tells the often overlooked stories of the everyday lives of ordinary people. Continually occupied from 1844 to 1990, Susannah Place was home to over 100 different families; their occupancy is still evident in the many layers of paint, wallpapers, linoleums, modifications and repairs that have survived.*

## A YEAR IN REVIEW

- > The opening of Sydney Harbour YHA and its Big Dig Education Centre in November led to new joint programming opportunities. Programming began with a lecture hosted by Susannah Place Museum bringing together the archaeologists of the Cumberland Street site and the architects of the new YHA. This was followed by our sold-out education program *Archaeology in The Rocks* co-hosted with the Sydney Harbour Foreshore Authority. This program, designed for high school students, included a presentation by a local archaeologist at the YHA Education Centre and tours of the archaeological remains.
- > In 2009–10 Susannah Place Museum moved from part-time operation to opening seven days a week, resulting in increased paid visitation. While the new hours provide more opportunities for visitors and school/booked groups to visit, procedures are in place to protect the houses' fragile interiors.
- > A new public program *Has your family met ours?* replaced the annual *Living in the 70s* event. The new program featured costumed storytellers in each house interpreting the lives of past residents from the 19th and 20th centuries. Held during the April school holidays, it proved very popular with families.
- > A collection of photograph albums, original documents and letters was donated by a descendant of a former resident. The objects (numbering more than 100 individual items) encompass the lives of two interrelated families and span four generations.
- > The redesign of the display and audiovisual areas of No 58 Gloucester Street has consolidated all interpretative materials into one house. This provides visitors with better opportunities to discover more about the history of the site before or after their guided tour of the museum.

# The Mint

*One of the oldest buildings in central Sydney, The Mint consists of two structures – the south wing of Governor Lachlan Macquarie’s General Hospital, constructed 1811–16, and the Coining Factory, built 1854–55.*

*The site was transformed into the first overseas branch of the Royal Mint when the Coining Factory was constructed at the rear. The Mint operated until 1926 and the site then housed a succession of government departments until 1997, with the Macquarie Street building converted into a museum in 1982. In 1997 the building was transferred to the HHT, who then undertook an extensive conservation and redevelopment project for the Coining Factory buildings to provide its head office accommodation. The project was completed in 2004 and The Mint now also houses the Caroline Simpson Library & Research Collection, The Mint Shop, the Sydney Mint Cafe and a range of function spaces.*

## A YEAR IN REVIEW

- > The Mint Shop opened in the Macquarie Street building in November 2009. The former Mint bullion room and strongroom were transformed into a modern retail area with new shelving, lighting and displays, all installed with minimal interference to the historic fabric. Several new lines of merchandise based on HHT properties and collections were developed to coincide with the opening. The Mint Shop has proved very successful and has attracted many new visitors to the site.
- > The Mint continued in its role as a major specialty venue and was ranked as a finalist in the New South Wales Meetings and Industry Events Australia (MEA) Industry Awards for the third year in a row. We are the only cultural institution to have achieved this ranking, having won the award for the previous two years.
- > Interest in the HHT’s conservation and adaptation of The Mint remained high with presentations on the project and tours of the site continuing throughout the year. While the site is of particular interest to tertiary students of architecture, design and building conservation, as well as architectural firms and heritage consultants, there is also much interest from numismatic organisations and the general public. To meet the increased demand for visitor services and guided tours, the Mint Volunteers group was expanded.
- > We presented a range of public programs including walking tours exploring the buildings of Governor Macquarie and Francis Greenway and public talks and presentations in conjunction with the Sydney Writers’ Festival and Sydney Design Week. As part of the *Macquarie Visions* program, The Mint exhibited the light installation *Common wealth*, which explored the economic and natural wealth of Australia, from the accomplishments of Macquarie to the mining boom of recent times. We were open for special tours and presentations as part of Australia Day.
- > The Members Lounge hosted a diverse range of programs and temporary exhibitions this year, including selected works from the Meroogal Women’s Arts Prize and works by Nick Hollo, Lyndall Beck, Greg Preece and artists from the Northside Printmakers. There was also a very popular series of Friday night jazz sessions held in conjunction with the photographic exhibition *From the bandstand*.
- > The HHT finalised stone conservation to both the Macquarie Street building and the Coining Factory, repair and repainting of the chinoiserie balustrade and columns on the upper front verandah, and repair and repainting of the rear balcony. Original window openings dating from 1816 and 1870 were revealed in works to the Macquarie Street building.

# Vaucluse House

*Vaucluse House, constructed in the Gothic revival style, is Sydney's most romantic 19th-century harbourside villa. It retains ornamental and kitchen gardens and outbuildings.*

*The estate was purchased in 1827 by William Charles Wentworth, lawyer, explorer and statesman, who took a leading role in the achievement of responsible government for New South Wales in 1856.*

*The New South Wales Government purchased part of the Vaucluse estate in 1910 to provide public access to the Sydney Harbour foreshores. The house was opened to the public in 1912 and since that time has been an important place for the presentation of Australian history. HHT has restored the property to reflect the Wentworth family's occupation in 1827–53 and 1861–62.*

## A YEAR IN REVIEW

- > The ongoing maintenance and conservation program for the estate has ensured the house and outbuildings remain stable and looking their best for visitors. Strong commercial activity and public programs attracted a large number of people to the property. *Jazz in the garden* and *Carols by candlelight* were our biggest events with almost 4000 visitors enjoying the estate on these two occasions alone. More than 5000 children from across New South Wales attended education programs during the year.
- > Woollahra Council has now resumed Olola Avenue, which was laid out c1912 as part of the subdivision of the Wentworth estate but was not transferred to the council by the trustees of the estate, William Charles Wentworth III (d 1949) and Francis William Hixson.
- > A most notable achievement concerning the collection at Vaucluse this year was the revised study of 420 Wentworth-provenanced items and their addition to the HHT database.
- > We acquired a pair of Wentworth-provenanced oil portraits of Dante and Raphael in carved and gilded oval 'Florentine' frames, c1855–60. We also acquired a steel deed box, c1870, inscribed 'estate, late W. C. Wentworth', which was purchased from Don Funke. The box is significant for its association with the Wentworth estate and the work of its trustees, including their subdivision of Vaucluse.
- > An important milestone was the tenth anniversary of the reinstated Vaucluse House kitchen garden. The gardening team presented a public program reviewing the experience of reinstating the garden on a degraded site.
- > Fresh Catering, lessee of the Vaucluse House Tearooms, has reinvigorated the operation by introducing a range of public programs and an exciting new themed menu. This has encouraged more visitors to the site.

# Breakdown of visitor numbers

ELIZABETH BAY HOUSE				
Paid admissions	2010	2009	2008	2007
General public	5,101	4,928	6,950	8,154
Education	256	481	1,279	666
Public programs	703	1,734	384	397
Venue hire	692	694	1,029	965
<b>Subtotal</b>	<b>6,752</b>	<b>7,837</b>	<b>9,642</b>	<b>10,182</b>
Free entry				
Complimentary tickets	806	959	1,520	1,403
Free public programs	2	75	–	378
Other (site visits)	179	248	478	443
<b>Subtotal</b>	<b>987</b>	<b>1,282</b>	<b>1,998</b>	<b>2,224</b>
<b>TOTAL</b>	<b>7,739</b>	<b>9,119</b>	<b>11,640</b>	<b>12,406</b>

ELIZABETH FARM				
Paid admissions	2010	2009	2008	2007
General public	6,141	5,646	6,330	7,104
Education	9,492	8,567	7,758	8,294
Public programs	3,552	148	3,414	537
Venue hire	364	1,111	776	434
<b>Subtotal</b>	<b>19,549</b>	<b>15,472</b>	<b>18,278</b>	<b>16,369</b>
Free entry				
Complimentary tickets	446	287	1,545	2,323
Free public programs	114	1,638	–	412
Other (site visits)	1,926	2,573	3,060	2,198
Cafe*	4,010	2,261	–	–
<b>Subtotal</b>	<b>6,496</b>	<b>4,715</b>	<b>4,605</b>	<b>4,933</b>
<b>TOTAL</b>	<b>26,045</b>	<b>20,187</b>	<b>22,883</b>	<b>21,302</b>

\* In previous reporting, Cafe was included in 'Other'

GOVERNMENT HOUSE				
Paid admissions	2010	2009	2008	2007
Education	1,693	1,947	1,427	1,834
Public programs	4,060	4,754	3,848	1,637
Venue hire	4,549	3,789	5,620	3,856
<b>Subtotal</b>	<b>10,302</b>	<b>10,490</b>	<b>10,895</b>	<b>7,327</b>
Free entry				
Complimentary tickets	113	–	–	–
Free public programs	603	1,070	2,350	4,777
House tours	21,807	20,542	18,952	18,720
Vice-regal functions	11,424	9,636	9,106	10,336
<b>Subtotal</b>	<b>33,947</b>	<b>31,248</b>	<b>30,408</b>	<b>33,833</b>
Grounds	120,630	110,959	87,347	85,458
<b>TOTAL</b>	<b>164,879</b>	<b>152,697</b>	<b>128,650</b>	<b>126,618</b>

HYDE PARK BARRACKS				
Paid admissions	2010	2009	2008	2007
General public	42,061	45,254	45,785	42,269
Education	15,817	16,214	15,292	14,465
Public programs	426	163	615	862
Venue hire	64,446	57,973	37,238	23,106
<b>Subtotal</b>	<b>122,750</b>	<b>119,604</b>	<b>98,930</b>	<b>80,702</b>
Free entry				
Complimentary tickets	4,928	5,691	4,374	2,753
Free public programs	2,902	2,439	1,733	7,599
Other*	24,634	84,019	85,516	89,177
Cafe**	30,312	–	–	–
<b>Subtotal</b>	<b>62,776</b>	<b>92,149</b>	<b>91,623</b>	<b>99,529</b>
<b>TOTAL</b>	<b>185,526</b>	<b>211,753</b>	<b>190,553</b>	<b>180,231</b>
Forecourt	312,406	239,793	222,897	230,335

\*site visits, shop and visits to the 'Australian Monument to the Great Irish Famine' grounds; cafe and shop figures are as accurate as possible; calculations are based on estimated numbers

\*\* In previous reporting, Cafe was included in 'Other'

JUSTICE & POLICE MUSEUM				
Paid admissions	2010	2009	2008	2007
General public	19,400	17,628	14,755	18,213
Education	8,009	7,444	8,019	6,897
Public programs	480	487	301	353
Venue hire	3,566	4,082	4,271	2,388
<b>Subtotal</b>	<b>31,455</b>	<b>29,641</b>	<b>27,346</b>	<b>27,851</b>
Free entry				
Complimentary tickets	3,733	2,302	2,254	1,850
Free public programs	–	410	137	3,985
Other (site visits)	676	431	89	657
<b>Subtotal</b>	<b>4,409</b>	<b>3,143</b>	<b>2,480</b>	<b>6,492</b>
<b>TOTAL</b>	<b>35,864</b>	<b>32,784</b>	<b>29,826</b>	<b>34,343</b>

MEROOGAL				
Paid admissions	2010	2009	2008	2007
General public	824	915	1,105	955
Education	841	858	739	560
Public programs	69	634	159	335
<b>Subtotal</b>	<b>1,734</b>	<b>2,407</b>	<b>2,003</b>	<b>1,850</b>
Free entry				
Complimentary tickets	211	292	380	211
Free public programs	312	–	120	221
Other (site visits)	12	29	43	216
<b>Subtotal</b>	<b>535</b>	<b>321</b>	<b>543</b>	<b>648</b>
<b>TOTAL</b>	<b>2,269</b>	<b>2,728</b>	<b>2,546</b>	<b>2,498</b>

MUSEUM OF SYDNEY				
Paid admissions	2010	2009	2008	2007
General public	60,196	59,210	49,849	71,797
Education	7,357	6,160	5,989	7,126
Public programs	2,298	2,083	2,087	2,325
Venue hire	9,387	7,541	13,861	17,827
<b>Subtotal</b>	<b>79,238</b>	<b>74,994</b>	<b>71,786</b>	<b>99,075</b>
Free entry				
Complimentary tickets	8,851	6,899	6,316	9,008
Free public programs	609	397	4,180	4,593
Other*	16,379	182,267	334,800	334,800
Cafe**	110,200	–	–	–
<b>Subtotal</b>	<b>136,039</b>	<b>189,563</b>	<b>345,296</b>	<b>348,401</b>
<b>TOTAL</b>	<b>215,277</b>	<b>264,557</b>	<b>417,082</b>	<b>447,476</b>
Forecourt	789,081	601,127	669,600	669,600

\*site visits and shop; shop figures are as accurate as possible; calculations are based on estimated numbers

\*\* In previous reporting, Cafe was included in 'Other'

ROSE SEIDLER HOUSE				
Paid admissions	2010	2009	2008	2007
General public	762	773	633	816
Education	302	286	268	280
Public programs	4,929	4,806	4,755	4,507
Venue hire	22	308	260	132
<b>Subtotal</b>	<b>6,015</b>	<b>6,173</b>	<b>5,916</b>	<b>5,735</b>
Free entry				
Complimentary tickets	107	12	83	112
Free public programs	1,184	1,256	1,862	1,674
Other (site visits)	–	46	–	39
<b>Subtotal</b>	<b>1,291</b>	<b>1,314</b>	<b>1,945</b>	<b>1,825</b>
<b>TOTAL</b>	<b>7,306</b>	<b>7,487</b>	<b>7,861</b>	<b>7,560</b>

ROUSE HILL HOUSE & FARM				
Paid admissions	2010	2009	2008	2007
General public	2,904	2,221	1,404	886
Education	5,880	4,044	3,336	1,361
Public programs	1,274	1,152	1,696	609
Venue hire	176	1,387	303	103
<b>Subtotal</b>	<b>10,234</b>	<b>8,804</b>	<b>6,739</b>	<b>2,959</b>
Free entry				
Complimentary tickets	1,794	1,227	849	608
Free public programs	2,302	–	–	157
Other (site visits)	1,139	962	846	465
<b>Subtotal</b>	<b>5,235</b>	<b>2,189</b>	<b>1,695</b>	<b>1,230</b>
<b>TOTAL</b>	<b>15,469</b>	<b>10,993</b>	<b>8,434</b>	<b>4,189</b>

SUSANNAH PLACE MUSEUM				
Paid admissions	2010	2009	2008	2007
General public	7,035	5,626	6,664	6,527
Education	2,835	3,036	3,321	2,340
Public programs	423	419	194	503
Venue hire	–	54	44	–
<b>Subtotal</b>	<b>10,293</b>	<b>9,135</b>	<b>10,223</b>	<b>9,370</b>
Free entry				
Complimentary tickets	1,450	871	943	876
Free public programs	78	4,389	5,434	3,725
Other*	27,628	19,021	15,454	17,121
<b>Subtotal</b>	<b>29,156</b>	<b>24,281</b>	<b>21,831</b>	<b>21,722</b>
<b>TOTAL</b>	<b>39,449</b>	<b>33,416</b>	<b>32,054</b>	<b>31,092</b>

\*Site and shop visits, figures are as accurate as possible; calculations are based on estimated numbers

THE MINT				
Paid admissions	2010	2009	2008	2007
General public	36	71	85	59
Education	30	–	–	–
Public programs	2,338	1,559	1,563	700
Venue hire	14,254	19,232	19,420	17,538
<b>Subtotal</b>	<b>16,658</b>	<b>20,862</b>	<b>21,068</b>	<b>18,297</b>
Free entry				
Free general	40,863	29,556	17,518	13,009
Free public programs	–	1,085	7,974	9,483
Cafe	9,971	6,968	6,878	7,671
<b>Subtotal</b>	<b>50,834</b>	<b>37,609</b>	<b>32,370</b>	<b>30,163</b>
<b>TOTAL</b>	<b>67,492</b>	<b>58,471</b>	<b>53,438</b>	<b>48,459</b>

VAUCLUSE HOUSE				
Paid admissions	2010	2009	2008	2007
General public	9,772	9,118	11,809	11,659
Education	6,263	5,347	8,170	9,063
Public programs	2,107	713	2,582	4,066
Venue hire	1,475	3,861	5,894	4,868
<b>Subtotal</b>	<b>19,617</b>	<b>19,039</b>	<b>28,455</b>	<b>29,656</b>
Free entry				
Complimentary tickets	1,979	2,004	3,030	3,201
Free public programs	12	1,506	0	2,972
Grounds*	62,192	74,861	68,644	66,346
Cafe**	29,403	–	–	–
<b>Subtotal</b>	<b>93,586</b>	<b>78,371</b>	<b>71,674</b>	<b>72,519</b>
<b>TOTAL</b>	<b>113,203</b>	<b>97,410</b>	<b>100,129</b>	<b>102,175</b>

\*site visits to the shop and people visiting the parklands and beach paddock grounds; cafe and shop figures are as accurate as possible; calculations are based on estimated numbers

\*\* In previous reporting, Cafe was included in 'Other'

# **Our Programs, Services & Associated Groups**

**“A great experience  
for everyone.  
The kids had a  
spectacular time.”**

Avalon School OOSH (Out of School Hours)

# Education

This year the HHT reached its highest ever education numbers with nearly 60,000 K–12 school children enjoying HHT education programs. The HHT is continually developing, updating and resourcing a range of education programs across the curriculum for school groups and school holiday activities at HHT properties. Guides are given ongoing training and support in the delivery of all school programs.

## A YEAR IN REVIEW

- > A Stage 1 (Years 1 and 2) school program titled *Lessons from the past* has been developed for the newly restored schoolhouse at Rouse Hill House & Farm. The property is ideally suited for children in the younger years of schooling where history is taught through a change and continuity focus. By immersing children in the familiar context of a classroom, differences between then and now can more readily be explored and understood. The program starts with children dressing up in a 19th-century school ‘uniform’ and participating in numerous drills including physical education and needlework, which would have been part of a routine lesson a century ago. *Lessons from the past* concludes with the children making observations about how classrooms today differ from those of the 1800s.
- > New school programs were developed for Susannah Place Museum utilising the YHA’s Big Dig Education Centre for science activities based on the history of the plague in The Rocks. A working group for school holiday programs has also been established with staff members from across the HHT to ensure that we develop the most effective school holiday programs for children, families and vacation care groups.
- > To accommodate larger school groups in the Parramatta region a new program, *Convict life*, has been designed for Elizabeth Farm. The program allows for double the number of attendees.
- > A very successful extension history seminar, to be held annually in November, was conducted for Year 11 students at the Museum of Sydney. The seminar utilised the expertise of HHT staff and colleagues from other cultural institutions to guide senior students in their approaches to their history project, an integral part of the course.
- > With more special needs students incorporated into mainstream classes, training has now been established for HHT guides to assist with program delivery to children with autism and other related behavioural needs.
- > We developed comprehensive online education resources for the Museum of Sydney exhibitions *Martin Sharp Sydney artist* and *Skint! Making do in the Great Depression*, as well as for travelling exhibitions, notably *Built for the bush: green architecture of rural Australia* and *Femme fatale: the female criminal*. These resources are available on the HHT’s website.
- > The Education Unit continues to collaborate with other cultural institutions to provide better programs for school children. In association with the State Library of New South Wales and the New South Wales Parliament we developed programs for the bicentenary of Governor Lachlan Macquarie’s arrival in Australia. Cultural institutions have also united in the Parramatta region to provide Macquarie-related activities. A new group of cultural institutions, the Rocks Education Network (REN), now meets regularly to share education expertise and collaborate on joint school excursions around the Circular Quay/Rocks region.

# Endangered Houses Fund

*The Endangered Houses Fund (EHF) program identifies significant 'at risk' properties across New South Wales and saves them from demolition or unsympathetic development. The EHF is not about creating new public museums. Properties are acquired, conserved, protected and then offered back into the marketplace for the use and enjoyment of future generations. In this way, funds will revolve and more houses can be saved over time.*

## A YEAR IN REVIEW

- > During the year the HHT investigated several potential properties to be saved through the EHF program, ranging from a collection of 1830s timber slab buildings near Armidale to an early colonial homestead near Appin.
- > The HHT acquired the former Presbyterian Manse in Moruya in April 2010. The manse is one of the earliest buildings in Moruya and contains a significant rare collection of early wallpapers dating from the mid 19th century to the present day. The property was endangered because the extent and complexity of the conservation work was beyond the average purchaser and the property had been left vacant for a considerable time. Through the conservation of this property the HHT will be able to save the building, including its delicate internal finishes. The acquisition of the property also extends the regional outreach and influence of the HHT.
- > In March 2010 Parliament approved the transfer of the historic property Throsby Park from the National Parks and Wildlife Service to the HHT to be conserved and then leased through the EHF program. This nationally significant property is located on the outskirts of Moss Vale in the Southern Highlands. It contains a fine Georgian homestead, stables and other outbuildings from the 1830s and was built on the first land granted outside the Cumberland County area. When fully conserved the property will be returned to use as a private residence and leased on a long-term basis through the EHF, while still allowing for periodic public access.
- > As part of the conservation works currently being undertaken at Exeter Farm the HHT, in collaboration with the Technical Advisory Group of the New South Wales Heritage Branch, held a traditional plastering workshop in March 2010 for conservation professionals and builders. Robert Gasparini, project architect from Design 5 Architects, and master plasterer Dave Harvey explained the painstaking approach adopted for the conservation of the plasterwork.

(See also page 20.)

# Events

The HHT continued its varied program of cultural experiences and events. We offered our visitors opportunities to participate in walks, talks, seminars and workshops, bring their children to weekend and school holiday activities, enjoy diverse live performances and immerse themselves in festival days. HHT programs are developed to meet the needs and interests of a broad and growing audience and seek to bring the stories of our properties to life. We have strengthened our relationships with community and festival groups and fellow cultural institutions and have brought to our programming the expertise of the organisation in education, conservation and interpretation.

## A YEAR IN REVIEW

- > The large outdoor festivals had varied success this year. A sunny day attracted another sell-out crowd to the ever-popular *Fifties fair*, with record numbers taking the time to explore the house as well as enjoying the live entertainment and browsing the stalls. At Elizabeth Farm *Festival of the olive* didn't fare as well due to rain but those who attended thoroughly enjoyed the event.
- > *Garden music* was also affected by poor weather. However, the event grew this year to incorporate more diverse audiences. A highlight was the involvement of Studio ARTES, a non-profit community organisation that provides training and artistic programs for people with disabilities. Six artists from the studio created artworks inspired by Government House, which were then displayed at the event.
- > *Jazz in the garden* took place on a hot but fine spring evening with a close to capacity crowd.
- > The HHT's profile and audience base increased through the smaller free and ticketed events such as *Highland fling* and *Christmas by the bay* at Elizabeth Bay House, and *Open house* at Rose Seidler House. The latter was reduced from two days to one day this year with minimal impact on total visitor numbers but a reduction in production costs through more efficient use of staff resources. Visitors had free access to the house and enjoyed an informal program of lunchtime talks.
- > *Carols by candlelight* at Vaucluse House was managed for the first time this year by Public Programs with a new direction in programming. The children's activities in the stables – which were decked out in Victorian Christmas splendour complete with a traditional green Father Christmas and a 19th-century street organ – were particularly well received.
- > Several special programs were developed for Macquarie 2010. Key themes and stories were explored through seminars, forums and walking tours, drawing together the expertise of HHT staff and prominent historians such as Grace Karskens, Shirley Fitzgerald and Paul Ashton. Several of these learning and professional development opportunities were sold out.
- > *Colonial gastronomy* has developed a strong following. The event has been expanded to include offerings at Elizabeth Farm, giving attendees the opportunity to make and taste foods and use 19th-century cooking techniques. Our popular walking tour series continued to explore the social history of Sydney, engaging audiences with local history and increasing awareness of community heritage issues. Programs were also developed for a range of community-wide events including History Week, Youth Week, Senior's Week, the ParraMac Festival, International Museums Day, International Women's Day, the Greek Festival and the Sydney Writers' Festival.

# Exhibitions & publications

Each year an innovative program of exhibitions is presented at the HHT's museums. The HHT's program of changing exhibitions is critical in attracting new and repeat visitors and providing an enriching and educative experience. Exhibitions support the pursuit of new scholarship and the interpretation of history, are influential in raising public awareness of key issues and increase the profile of the organisation.

EPU also coordinates the HHT's publishing program of scholarly and illustrated texts, pictorial books and property guidebooks. The HHT has a reputation for producing high-quality, well-researched and beautifully designed books that present the HHT and its programs, collections, properties and subject areas to the broader community.

## A YEAR IN REVIEW

- > Our publications and exhibitions have again been the recipients of prestigious awards including the Australian Publishers Association Best Designed Specialist Illustrated Book for 2010, won by *Crooks like us*, and the National Trust Heritage Awards Conservation – Energy Management Award presented to *Built for the bush* touring exhibition.
- > HHT exhibitions received generous funding support from Visions of Australia who provided \$135,000 to enable the *Femme fatale* exhibition to travel to ten venues across Australia and \$46,000 for the development of the *Smalltown* exhibition for display at the Museum of Sydney and a national tour.
- > Our major exhibition space, the Focus Gallery at the Museum of Sydney, held a series of exhibitions. These included *Martin Sharp Sydney artist*, which celebrated one of Sydney's leading living artists, and *Skint! Making do in the Great Depression*, which highlighted the strength of community spirit in a time of great hardship when many people lived on the breadline. Two major exhibitions at the Justice & Police Museum were *Femme fatale: the female criminal* and *Sin city: crime and corruption in 20th-century Sydney*. The latter examines key criminal players, their crimes, and the processes that sustained corruption in New South Wales for so long.
- > The Theme Gallery at the Museum of Sydney continues to be popular. The year began well with the highly successful *Glenn Murcutt: architecture for place*, followed by *Smalltown*, a collaboration between photographer Martin Mischkulnig and writer Tim Winton, and finally *Up the Cross*, which featured works by photographers Rennie Ellis and Wes Stacey.
- > A fresh new crop of touring exhibitions took to the road this year beginning with *Built for the bush* in November 2009 and concluding with *Femme fatale*, which began its two-year tour at the National Archives of Australia in Canberra in June 2010. If all goes to plan *Smalltown* will take to the road in October 2010. Current total visitation to HHT touring exhibitions has now exceeded 17,000.
- > Our major publishing venture for the year was *Crooks like us*, which again saw the HHT working closely with author Peter Doyle as he continued to explore the forensic photography archive of the Justice & Police Museum. We also produced the first 'little book' profiling a unique HHT collection, in this case historic wallpapers dating from 1840 to 2002 held by the Caroline Simpson Library & Research Collection. Also in the little book format was the associated publication of the exhibition, *Sin city: crime and corruption in 20th-century Sydney*.

# Regional

The HHT's ongoing commitment to sharing its expertise and resources throughout New South Wales has included developing a number of collaborative relationships with selected districts. This year more than 17,000 visitors attended HHT touring exhibitions in nine New South Wales regional galleries and museums.

## A YEAR IN REVIEW

- > The Meroogal Womens' Arts Prize continues to garner support, and raises awareness of Meroogal and the importance of women and art in regional areas. The competition is open to a work created in any medium by a woman 18 years or over whose principal residence is in the local government areas of Shoalhaven, Wollongong, Shellharbour, Kiama, Eurobodalla, Bega Valley, Wingecarribee or Wollondilly. The theme of the prize, which varies each year, establishes a direct connection to Meroogal and the four generations of women who lived there as well as acting as a springboard for artistic imagination.
- > The *Built for the bush: green architecture of rural Australia* exhibition opened in Hay, November 2009, the first of around 20 regional venues throughout New South Wales. The exhibition explores the evolution of rural domestic buildings from settler shelter to contemporary architecture, celebrating traditional rural building customs and demonstrating how they inspire contemporary sustainable architecture. Additionally, a suite of education programs, including online resources for teachers, was developed to bring exhibition themes to a schools audience with links to the design and technology, applied studies and creative arts syllabuses.
- > Further to the exhibition, Director Kate Clark wrote an opinion piece for the *Sydney Morning Herald* on the lessons that can be learned from the architecture and construction technologies of rural buildings. The article attracted letters and posts on the newspaper's website. Kate also presented a paper on *Built for the bush* at the 2010 Australia ICOMOS conference in Broken Hill on 24–25 April.
- > The Manager of the Endangered Houses Fund gave a well-received presentation on the Nissen hut project, Belmont North (Lake Macquarie region), at the Australia ICOMOS (Un)Loved Modern conference in July 2009.
- > The HHT collaborated with Museums & Galleries NSW to produce the exhibition *Great collections*, which features important material from New South Wales cultural institutions. The exhibition opened in December 2008 and travelled to the following venues from January to August 2009: Campbelltown Arts Centre, Tweed River Art Gallery, Western Plains Cultural Centre, Albury Library/Museum, Albury Regional Gallery and Ballarat Fine Art Gallery.
- > In total, 106 HHT objects have been loaned to regional galleries and museums in 2009–10. The borrowing institutions include the Orange Regional Gallery, the Bega Valley Shire Library and the Wollongong City Gallery.

# Retail

The HHT sources and produces unique merchandise and publications, which, in turn, enhance and extend the visitor's experience of our exhibitions, properties and permanent collections. The HHT's retail unit provides sales and customer service staff at the Museum of Sydney and The Mint shops. It also supplies merchandise to the retail outlets attached to our other museums.

## A YEAR IN REVIEW

- > Retail sales increased by 11% during 2009–10. This is a good result considering the challenging state of the global economy and local retail market. It was achieved by maximising our retail opportunities including opening a new concept store at The Mint in November 2009. The Mint Shop presents a range of exclusive and unique products that draw on and promote the HHT's vast collections as well as featuring property-specific motifs. This exclusive product range encompasses a variety of merchandise and books that corresponds to the HHT's areas of expertise. In the first seven months of trading The Mint Shop raised \$71,112 in new revenue for the HHT and attracted much interest from the media.
- > The retail unit continued to augment the HHT's exhibition program by creating a range of unique products to complement the exhibitions *Up the Cross*, *Sin city* and *Martin Sharp*. In addition to books published to support our exhibitions, the HHT published two stand-alone titles: *Crooks like us* and the *Lost gardens diary 2010*. To the end of June 2010 *Crooks like us* had sold 2873 copies, generating \$56,706 in revenue. The *Lost gardens diary 2010* has sold 989 copies, generating \$12,313.
- > Retail sales continued to grow at major events with sales at the *Fifties fair* increasing by 32% on last year's total. Other public programs at which the retail unit had a presence included *Garden music*, *Festival of the olive* and the Rose Seidler House open day.
- > Retail sales also increased at many of our museums with Rouse Hill House & Farm reporting growth of 44%, Elizabeth Farm 36%, Justice & Police Museum 39%, Government House 29%, Susannah Place Museum 19%, Rose Seidler House 66% and Vaucluse House 5%. Retail sales decreased at the Hyde Park Barracks Museum in line with the fall in general visitation.
- > Sales at the HHT online shop fell slightly from the previous year to a total of \$14,376. This disappointing result can be attributed to intense competition in the online sector and the absence of an online catalogue for the major summer exhibition, *Martin Sharp*. A number of system upgrades during the 2009–10 financial year will enable more sophisticated marketing initiatives and renewed revenue growth.

# Venues

*The HHT makes available nine properties for commercial hire for a wide range of business and private events and filming and photography shoots. The HHT's award-winning Venues Unit develops policy, sales and marketing programs, and provides the operational resources to successfully coordinate and deliver events across the HHT.*

## A YEAR IN REVIEW

- > Venue hire delivered more than 500 commercial events to the corporate, government, social, and filming and photography markets. The impact of the global economic crisis resulted in a reduction in the number of events from the business community. Wedding ceremonies and receptions increased across HHT venues.
- > Venue hire at Vacluse House grew due to an increase in the number of weddings held at the property. Contributing to this success was the new Vacluse House Tearooms operator, who has been appointed for a further three years.
- > The Museum of Sydney increased its venue income with the AGL Theatre continuing to be an attractive event space for the business community. The museum also experienced a significant increase in filming and photography activity.
- > The Justice & Police Museum continued to deliver a large number of conferences and workshops to the New South Wales Government sector.
- > The Mint was a state finalist in the Specialty Venue category of the New South Wales Meetings & Events Australia (MEA) Industry Awards.

# Foundation

## for the Historic Houses Trust of New South Wales

*The Foundation for the Historic Houses Trust of New South Wales exists solely to support the work of the HHT. The Foundation receives philanthropic support from individuals, families and companies who share the ideals and values of the HHT. Through bequests, the Foundation Governors Program, the Endangered Houses Fund and special appeals our donors help us achieve vital goals that cannot be funded from government sources.*

### A YEAR IN REVIEW

- > The 2009 Foundation Governors Dinner at Government House raised \$80,000. This was used to develop and implement the new long-distance interactive education program *Connected classrooms*. Through this program the HHT is creating learning and access opportunities for rural audiences.
  - > The Foundation Governors Program welcomed six new donors. Funds raised through the program facilitate special acquisitions and activities. In 2009–10 these included the acquisition of rare John Olsen decorative textiles, conservation of surviving interior fragments from Drummoyne House and capital works at Elizabeth Farm.
  - > The Endangered Houses Fund received \$70,000 for landscaping and fencing works at Exeter Farm, Glenwood. Exeter Farm is a rare surviving example of an early settler's farmhouse dating from the time of Governor Macquarie.
- > The Foundation held a series of informative and entertaining events for current and prospective supporters. These included curator-lead tours of exhibitions such as *Martin Sharp Sydney artist, Skint! Making do in the Great Depression* and *Glenn Murcutt: architecture for place*, and evenings exploring the fascinating Caroline Simpson Library & Research Collection.

# Members

*The Friends of the Historic Houses Trust Inc (Members) is a volunteer organisation and registered charity that promotes public interest in the HHT's properties. It raises funds through its membership, events, tours and exhibition programs.*

*An Executive Committee elected by the membership runs the Members. One Trustee and the Director and/or the Assistant Director, Marketing & Business Development, represent the HHT on the committee. The Members employs its own staff.*

## A YEAR IN REVIEW

- > This year the Members provided a total of \$111,000 in funding for a variety of important projects across the HHT, including the reproduction of a set of 1830s gilt curtain pelmets for Elizabeth Bay House. Volunteers from the Members joined a specialist sewing group to hand sew muslin curtain drops to hang from the pelmets.
- > Continued support was provided for the Rouse Hill schoolhouse project with the manufacture of reproduction 1890s school furniture.
- > The Members funded up-to-date photography for a range of different property uses. Members also provided funding for the publication of *Wallpaper*, the first book in a new HHT collection series. *Wallpaper* highlights the Caroline Simpson Library & Research Collection's diverse collection of wallpapers dating from 1840 to the present day. Another project funded by Members was the digitisation of fragile 19th-century trade catalogues from the collection. The full content of these lavishly illustrated catalogues will now be available via the HHT's website.
- > The Phillip Kent Staff Development Fund, now in its seventh year, is an annual scholarship of \$7500 provided by Members to HHT staff. Last year's recipient was Jane Kelso, Project Officer, Research. Jane investigated surviving documentary evidence in British institutions relating to HHT properties and their construction and evolution.
- > Members enriched the HHT's events program by coordinating more than 90 events including walks, lectures, literary lunches and concerts. The Members tour program included both national and international tours. In September 2009 heritage architect Peter Freeman led a four-day in-depth tour of Hartwood Station, a rare example of an intact 19th-century homestead. In April 2010 garden expert Stuart Read led the three-week Gardens of Spain tour.
- > The commercial exhibitions program held in the Members Lounge continues to attract visitors to The Mint. Occasional extended opening hours with live entertainment provided more opportunities for Members to see the exhibitions. Exhibitions included *From the bandstand*, a unique collection of photographs taken by Ron Falson of Sydney's music scene from the 1940s to the 1970s; *Meroogal Women's Arts Prize 2009*; *Harbour and coastal walks* by Nick Hollo; *Remembering Susannah Place* by Lyndall Beck; and *Shelter in the landscape* by Greg Preece, artist and now volunteer guide at The Mint.

# Volunteers program

*The Volunteers program supports the participation of volunteers and recognises volunteering as a vital component of HHT operations. The program manages all aspects of volunteering within the HHT and directs and assists staff who supervise volunteers. At present there are 290 HHT volunteers, all of whom provide a valuable link to the wider community by helping to raise public awareness of the cultural heritage of New South Wales and promoting HHT exhibitions, events, programs and activities.*

*The Volunteers Forum comprises 11 elected representatives chosen from among HHT volunteers.*

*(See page 71 for a list of volunteers.)*

## A YEAR IN REVIEW

- > The Soft Furnishings Volunteer Group was established this year. This group is involved in the maintenance and repair of existing HHT soft furnishings, minor conservation work and refining and extending the collection of soft furnishings across our HHT properties.
- > The 2009 New South Wales Government Heritage Volunteer Award was presented to the Rouse Hill House & Farm volunteer team in recognition of their outstanding contribution to the HHT.
- > The number of project volunteers has increased significantly. At present there are 74 project volunteers, including many young people, working on a range of projects across various units and properties.
- > The Speakers Program, involving selected volunteers conducting promotional presentations about the HHT and its activities to community groups, continued with a significant increase in bookings and presentations made to more than 2255 people.
- > The Volunteers program has engaged in strategies to improve the program and acknowledge volunteers within the HHT and the community. For example, National Volunteer Week, 10–16 May, saw many cultural institutions join together to offer volunteers around Sydney a full week of promotional activities and events.
- > The Meroogal volunteer team expanded with volunteer roles changing to include meet and greet, guided tours of the house and assistance with events.



# Appendices

**“ ... the collection is just extraordinary and I commend those who had the foresight to initiate it.**

**It was just so exciting to be able to see some of those famous books for the first time in my life.”**

William Cottrell, Canterbury, New Zealand

# Appendices

## Our commitment to women

The HHT is committed to the advancement of women in cultural and artistic life and is aware of the need to identify and redress discrimination against women when delivering services and programs. We acknowledge the needs and interests of women as a distinct occupational group and are supportive of strategies and initiatives that assist the advancement of women in the workplace. Two of our five-person Management Group are women. (See also Equal Employment Opportunity achievements on page 64.)

The HHT is committed to promoting the position of women in all aspects of society through interpretation programs at or in our museums, exhibitions, publications and events:

- > The exhibition *Femme fatale: the female criminal*, originally exhibited at the Justice & Police Museum and now touring across New South Wales, addresses issues such as the female prison population, welfare of female prisoners and society's views toward female criminals.
- > A record number of nominations were received for the 2010 annual Shoalhaven International Women's Day Awards, hosted at Meroogal. The Meroogal Women's Arts Prize provides financial and moral support for women artists working in regional New South Wales. This year many of the works were quickly bought by the public.

## Associated groups

### FOUNDATION FOR THE HISTORIC HOUSES TRUST OF NEW SOUTH WALES

Company Directors:  
 Stephen Wall (Deputy Chair)  
 Kate Clark, Director  
 Lynn Fern  
 John Gordon  
 Beat Knoblauch  
 Clive Lucas OBE  
 Edwina Macarthur-Stanham  
 David O'Donnell  
 Susan Rothwell  
 Edward Simpson  
 Curtis Smith  
 Jill Wran, former Trustee  
 General Manager: James Beck  
 Events Coordinator: Annette Jee

### MEMBERS OF THE HISTORIC HOUSES TRUST OF NEW SOUTH WALES

Patron: Jack Munday AO  
 Jennifer Noble (Chair)  
 Teri McMillan (Deputy Chair)  
 Kate Clark, HHT Director  
 Wolf Krueger (from September 2009)  
 Maria Linkenbagh (to September 2009)  
 Rosemary MacDonald  
 Penny Pike, HHT Trustee  
 Graham Spindler  
 Elinor Wrobel OAM  
 General Manager: Judy Pittaway

### ROUSE HILL HAMILTON COLLECTION PTY LTD

Company Directors:  
 Kate Clark, HHT representative (Chair)  
 Nanette Ainsworth, Hamilton family representative  
 Miriam Hamilton, Hamilton family representative  
 Carol Liston, HHT representative  
 Nick Malaxos, HHT representative

The Rouse Hill Hamilton Collection Pty Ltd is a private company formed in October 1994 as Trustee for the Hamilton Rouse Hill Trust. It holds property in and about Rouse Hill House & Farm, which was formerly part-owned by the Hamilton family.

### VOLUNTEERS FORUM

Karen Griffiths, Volunteer Coordinator (Chair)  
 Garry Cook, Elizabeth Bay House/Vaucluse House  
 Patricia Cooper, Speakers Program  
 Nora Etmekdjian, Susannah Place Museum  
 Shirley Hannam, Elizabeth Farm  
 Amanda Milles, The Mint  
 Joan Rodd, Justice & Police Museum  
 Maria Schattiger, Hyde Park Barracks Museum (joint)  
 Annette Smith-Bridges, Meroogal (joint)  
 Neridah Tyler, Hyde Park Barracks Museum (joint)  
 Elaine White, Rouse Hill House & Farm  
 Marie Wilson, Government House

## Committees

### COLLECTIONS VALUATION COMMITTEE

Tamara Lavrencic, Collections Manager (Chair)  
 Scott Carlin, Curator, Elizabeth Bay House/Vaucluse House  
 Joanna Nicholas, Curator, Caroline Simpson Library & Research Collection

The Collections Valuation Committee meets annually to monitor the HHT's rolling five-year collection valuation process, review formal independent valuations, note the value of new acquisitions and determine appropriate global revaluations.

**COMMERCIAL LEASE COMMITTEE**

Bruce Hambrett, Trustee (Chair)  
 Neville Allen, former Trustee  
 Kate Clark, Director (ex-officio)  
 Mike Field, Assistant Director,  
 Marketing & Business Development  
 Martyn Mitchell, Trustee  
 Damian Poole (Executive Officer)  
 Jill Wran, Trust Chair (to December  
 2009)  
 Vacant, Trustee (from January 2010)

The Commercial Lease Committee comprises Trustees and senior staff. It meets quarterly to give advice concerning the leases of HHT properties for food and beverage services, and commercial tenancy.

**EDUCATION ADVISORY COMMITTEE**

Kate Clark, Director (Chair)  
 Caroline Butler-Bowdon, Assistant  
 Director Learning & Outreach (from  
 October 2009)  
 Jeannie Douglass, Senior Education  
 Officer  
 Mike Field, Assistant Director  
 Marketing & Business Development  
 Ian Innes, Assistant Director,  
 Conservation & Asset Management  
 (from October 2009)  
 Mark Lillis, Acting Head of Public  
 Programs (to October 2009)  
 Caroline Mackaness, General  
 Manager Properties (to October  
 2009)  
 Mark Viner, General Manager  
 Properties (to December 2009)  
 Fabienne Virago, Acting Head of  
 Public Programs Unit (from March  
 2010)

The Education Committee comprises staff. It meets biannually to give broadbased advice and direction on our education activities.

**ENDANGERED HOUSES FUND COMMITTEE**

Jill Wran, Foundation (Chair\*)  
 (Chairman to December 2009)  
 Neville Allen, Foundation (to August  
 2009)  
 Kate Clark, Director (ex-officio)  
 Keith Cottier, Trustee  
 Bruce Hambrett, Trustee  
 Richard Silink (Executive Officer)  
 Curtis Smith, Foundation (from  
 February 2010)  
 Howard Tanner, Chairman,  
 Foundation  
 Peter Tonkin, Trustee (from February  
 2010)  
 Stephan Wall, Director, Foundation  
 (to December 2009)

\*The new committee Chair is pending appointment of the Trust Chair

The Endangered Houses Fund Committee comprises Trustees and Foundation representatives. It meets four times per year to provide advice on potential acquisitions, financial management, and development strategies including conservation options, project management and property disposal.

**EXHIBITIONS ADVISORY COMMITTEE**

Kate Clark, Director (Chair)  
 Paul Berkemeier, architect and  
 former Trustee  
 Caroline Butler-Bowdon, Assistant  
 Director, Learning & Outreach (from  
 October 2009)  
 Jane Connors, Manager, ABC Radio  
 National  
 Dinah Dysart, arts writer, former  
 gallery director and former Trustee  
 Shirley Fitzgerald, historian and  
 former Trustee  
 Grace Karskens, Trustee and  
 Associate Professor in Australian  
 History, School of History and  
 Philosophy, University of New South  
 Wales (from July 2009)

Judith O'Callaghan, Senior Lecturer,  
 Faculty of the Built Environment,  
 University of New South Wales  
 Susan Sedgwick, Manager,  
 Exhibitions & Publications  
 Peter Tonkin, architect and Trustee  
 Jaky Troy, colonial historian, linguist,  
 anthropologist and Assistant  
 Professor in Education, University of  
 Canberra  
 Bob Whight, Assistant Exhibitions  
 Officer

The Exhibitions Advisory Committee comprises Trustees, senior staff and external experts. It meets quarterly to give broadbased advice on our exhibition program.

**FINANCE AND AUDIT COMMITTEE**

Martyn Mitchell, Trustee (Chair)  
 Kate Clark, Director (ex-officio)  
 Bruce Hambrett, Trustee  
 Anne Hicking, Senior Finance  
 Manager (to August 2009)  
 Nicholas Malaxos, Assistant Director,  
 Management Services  
 Sammy Marfatia, Senior Finance  
 Manager & Chief Financial Officer  
 (from March 2010)  
 Jill Wran, Trust Chair (to December  
 2009)  
 Vacant, Trustee (from 1 January 2010)

The Finance & Audit Committee comprises Trustees and senior staff. It meets quarterly to monitor issues relating to finance, audits, risk management, OH&S, insurance, investments and other relevant issues.

**IT STEERING COMMITTEE**

Kate Clark, Director (Chair)  
 Mike Field, Assistant Director,  
 Marketing & Business Development  
 John Hoey, Acting Administration  
 Manager  
 Tamara Lavrencic, Collections  
 Manager  
 Nicholas Malaxos, Assistant Director,  
 Management Services

Megan Martin, Head, Caroline Simpson Library & Research Collection  
Name withheld, Manager, Information & Communications Technology

Following a review of the IT Steering Committee in 2008–09 a new committee was convened in the second half of 2009 which saw the Director replace an independent Chair. The committee comprises staff. It meets quarterly to guide implementation of the IT Strategic Plan 2006–2010 and provides advice to the Management Group on IT-related matters.

#### JOINT CONSULTATIVE COMMITTEE

Kate Clark, Director (Chair)  
Kerrie Butson, PSA Industrial Officer  
Tony Katsigiannis, Manager, Human Resources  
Nicholas Malaxos, Assistant Director, Management Services  
Dave McKeough, PSA Organiser  
David Openshaw, PSA workplace delegate  
Fabienne Virago, PSA workplace delegate  
Mark Yabsley, PSA workplace delegate

The inaugural Joint Consultative Committee meeting was held on 16 April 2010. It comprises Public Service Association (PSA) representatives and staff PSA members. The committee provides a forum whereby consensus on employee matters can be reached.

#### OCCUPATIONAL HEALTH & SAFETY (OH&S) COMMITTEE

Andrew Mitchell, Manager, Rose Seidler House (Chair)  
Carmel Aiello, Cultural Programs Officer, Public Programs Unit  
Allison Campbell, Collections Officer, Collections Management Unit  
Tabitha Charles, Records Officer, The Mint  
Jan Conti, Operations Manager, Venues Unit\*  
Nicholas Crean, Guide, Government House (to April 2010)

Scott Cumming, Chief Guide, Museum of Sydney (from April 2010)  
Sandra Del Buono, Office Assistant, Vaucluse House (from April 2010)  
Gordon Fehross, Guide, Elizabeth Bay House (to April 2010)  
Renee Fryer, Assistant Manager, Elizabeth Farm  
Duncan Harrex, Exhibitions Production Manager, Exhibitions & Publications Unit  
John Hoey, Acting Administration Manager, The Mint (from April 2010)  
Nicole Ison, Guide, Meroogal  
Naomi Jeffs, Gardener, Vaucluse House (to January 2010)  
Victor Johnson, Guide, Justice & Policy Museum  
Tony Katsigiannis, Manager, Human Resources

Jacqui Newling, Guide, Elizabeth Bay House (from April 2010)  
Birgul Onal, Receptionist, Museum of Sydney (to March 2010)  
Alda Scofield, Guide, Susannah Place Museum  
Mantej Singh, Assistant Manager, Government House (from April 2010)  
Jennifer Twemlow, Guide, Hyde Park Barracks Museum (to April 2010)  
Kerrie Yates, Office Manager, Rouse Hill House & Farm

The OH&S Committee comprises staff and meets every two months. It conducts workplace inspections twice yearly and advises on OH&S issues. An Occupational Health & Safety and Injury Management Plan 2009–11 is currently being implemented to improve OH&S management systems across the HHT. The plan addresses recommendations of the Deloittes OH&S audit report (2008).

#### PUBLICATIONS COMMITTEE

Kate Clark, Director (Chair)  
Peter Barnes, Retail Manager  
Caroline Butler-Bowdon, Assistant Director, Learning & Outreach (from October 2009)  
Louise Cornwall, Design Manager  
Mike Field, Assistant Director, Marketing & Business Development  
Sarah Fitzherbert, Publications Officer

Janine Flew, Publications Officer  
Ian Innes, Assistant Director, Conservation & Asset Management (from October 2009)  
Rebecca Kaiser, Editorial Director, Allen & Unwin  
Caroline Mackaness, General Manager Properties (to October 2009)  
Susan Sedgwick, Manager, Exhibitions & Publications Unit  
Robert Stapelfeldt, Business Development Manager, McPherson's Printing Group  
Mark Viner, General Manager Properties (to October 2009)  
The Publications Committee comprises staff and external experts. It meets quarterly to give broad-based advice on our publishing program.

#### PUBLIC PROGRAMS COMMITTEE

Kate Clark, Director (Chair)  
Jeannie Douglass, Senior Education Officer  
Mike Field, Assistant Director, Marketing & Business Development  
Mark Lillis, Acting Head of Public Programs (to October 2009)  
Caroline Mackaness, General Manager Properties (to October 2009)  
Judy Pittaway, General Manager, Members  
Mark Viner, General Manager Properties (to October 2009)  
The Public Programs Committee comprises staff and meets biannually to give broadbased advice and direction on our events program.

#### SECURITY COMMITTEE

Nicholas Malaxos, Assistant Director, Management Services (Chair)  
Dayn Cooper, Manager, Hyde Park Barracks Museum and The Mint  
Steve Dawkins, General Manager, Government House  
John Hoey, Acting Administration Manager, The Mint

The Security Committee comprises staff. It meets as required to identify general property risks, develop plans for managing risks and develop emergency strategies to manage risks for each museum and site.

## STAFF AND MANAGEMENT PARTICIPATORY AND ADVISORY COMMITTEE (SAMPAC)

Anna Blunt, Library Technician, Caroline Simpson Library & Research Collection (Chair) (Education Officers, Librarians, Library Technicians\*)

Kate Clark, Director

Louise Cornwall, Design Manager (to August 2009)

Anna Cossu, Curator/Manager, Susannah Place Museum (Curators, Registrars, Designers\*)

Ben Crosby, Office Manager, Exhibitions & Publications Unit (Clerks\*)

Katinka Kemp, Assistant Manager, Museum of Sydney (former Chair) (to August 2009)

Graeme Lloyd, Gardener and Livestock Manager, Rouse Hill House & Farm (Gardeners & Labourers, Museum & General Assistants, Tradespeople\*)

Nicholas Malaxos, Assistant Director, Management Services

Belinda Mitrovich, Acting Chief Guide, Rouse Hill House & Farm (Guides\*)

Fatma Onal, Guide, Elizabeth Farm (to August 2009)

Inara Walden, Acting Head Curator, Museum of Sydney (to August 2009)

Public Service Association staff representative (determined per meeting)

Tony Katsigiannis, Manager, Human Resources (ex-officio)

Reserve:

Scott Carlin (Acting), Curator, Vaucluse House and Elizabeth Bay House (Curators, Registrars, Designers\*)

Jemma Donaldson, Chief Guide, Elizabeth Bay House and Vaucluse House (Guides\*)

Anne-Louise Falson, Senior Designer, Design Unit (Curators, Registrars, Designers\*)

Pascale Hastings, Box Office Administrator, Marketing & Business Development (Clerks/Clerical Officers\*)

\*denotes staff representation of award classification

SAMPAC comprises staff including a Public Service Association staff representative. New members were elected at the August 2009 meeting. It meets bi-monthly and SAMPAC participates in the discussion of issues such as flexible working hours and the Code of Conduct, and acts as the Classification and Grading Committee in reviewing the grading of staff positions.

## Disability Action Plan

The HHT adopted a revised Disability Policy in June 2005 that is implemented through its Disability Action Plan 2006–08 (DAP). The HHT has developed a draft DAP 2010–2013 in line with the New South Wales Government Disability Policy Framework introduced in 2008.

The DAP 2006–08 is in place in the interim and addresses the following priority areas: information about services, physical access to HHT properties, access to complaints procedures, employment and staff training, and promoting positive community attitudes.

The HHT supports the rights of people with disabilities and aims to provide both physical and intellectual access to our properties, programs and services. In 2009–10 we provided access to a range of special needs visitors including children with autism, children from regional areas including those from the Royal Far West Children’s Hospital, homeless people, and adolescents with drug and alcohol-related issues.

Outcomes for 2009–10 include:

### Programs

- > A partnership with Studio ARTES for the artists in residency program at Government House in August 2009. The program supported emerging artists with a disability in the creation of artworks, which were publicly displayed at the *Garden music* festival in September 2009.

- > Rose Seidler House hosted an event for the International Day for People with Disability in December 2009. Artists and special needs children from St Lucy’s School, Turrumurra Public School and the Ku-ring-gai community came together to celebrate artists with a disability.
- > In association with Accessible Arts, The Mint hosted and participated in a roundtable forum regarding leadership in providing access to the disabled and the elderly.
- > Rouse Hill House & Farm developed draft storyboards of upcoming education programs for children with autism.
- > The HHT provided response to the National Arts Disability Strategy.

### Marketing and publications

- > We are undertaking an ongoing review of our marketing materials, exhibitions, signage and publications to improve accessibility for all readers.
- > We are introducing international access symbols as new material is printed, for example, the reprint of ‘Discover Sydney Story’ brochure that covers all the HHT properties.
- > We developed an access guide for people with disability for all HHT sites, which is available on our website.

### Training and conferences

- > More than 40 guides and staff from across the HHT attended Vision Australia training with presenters from Guide Dogs Australia.
- > Ten chief guides and education staff attended dementia and aged care in-service training.
- > Twenty-five guides and staff attended training in issues regarding autism and Asperger’s syndrome.
- > HHT staff attended the Arts Activated Conference, March 2010, and the International Conference of the Inclusive Museum, July 2009.

### Employment

- > We provided two 13-week work experience placements of one day per week in partnership with the Sydney Employment Development Service (disability employment sector) to help young adults with a disability develop skills and experience in the workplace.

### Credit card certification

The HHT has a policy for the use of credit cards by senior staff, which is in accordance with Premier's Memoranda and Treasurer's Direction.

### Electronic service delivery

The following services are available via the HHT corporate website [www.hht.net.au](http://www.hht.net.au)

- > online entities, including blogs, social media and collection databases
- > all appropriate government publications (for reference only, not for sale)
- > HHT annual reports from 2001–02 to 2009–10
- > e-commerce facilities for HHT publications, merchandise, ticketing, membership and donations

### Environmental sustainability

See also page 11.

#### ENERGY MANAGEMENT

We maintained New South Wales Government contracts for gas and electricity supply with the latter including a provision for 6% green power. An energy usage plan continues to be developed in line with the government's sustainability targets. Initiatives in 2009–10 include:

- > GreenPower™ Events, through AGL Energy, are offered at The Mint and the Museum of Sydney allowing clients the option of powering their event with 100% accredited green energy.
- > The Mint's contract caterer, Trippas White Catering, has introduced sustainable food and beverage menus. By sourcing local produce they are reducing fuel miles.
- > *The Built for the bush: green architecture of rural Australia* exhibition, which is touring around New South Wales, looks at the low-energy practices of traditional rural architecture and how these strategies are relevant for contemporary sustainable architecture.

#### FLEET MANAGEMENT

We comply with the Cleaner NSW Government Fleet Policy 2005. In line with New South Wales sustainability targets, all fleet vehicles replaced during the reporting period have higher Environmental Protection Agency (EPA) ratings. We reduced the size of our fleet by one vehicle and continue to monitor our vehicle fuel consumption to achieve a reduction in greenhouse emissions.

#### WASTE MANAGEMENT

The HHT continued to reduce, re-use and recycle as much waste as practicable including:

- > buying recycled and tree-free paper
- > printing with a green or FSC-certified printer
- > creating e-flyers as an alternative to print material
- > double-sided printing and re-using single-side printed paper
- > avoiding lamination of printed material
- > using KeepCup re-usable coffee cups
- > re-using building material and hardware
- > donating leftover exhibition material to Reverse Garbage

- > donating recyclable metal to metal recyclers
- > continuing a fluorescent tube recycling system
- > continuing to recycle glass, plastic, aluminium, cardboard and paper at Head Office

#### WATER MANAGEMENT

We abide by the current New South Wales water restrictions. The HHT has eight water tanks in use at properties and grey water recycling is used at Vaucluse House.

#### TRAINING AND EDUCATION

This year we provided and participated in the following environmental sustainability education and training programs:

- > In consultation with the Department of Education and Training and the Building Institute of Training and Development we developed a learning and assessment strategy to improve sustainable practice and environmental compliance.
- > We hosted a Green Morning Tea to discuss the implementation of environmentally sustainable practices. The event was attended by 120 people from 23 government and non-profit organisations.
- > We hosted a sustainability workshop for exhibition producers focusing on design, procurement and products, which was attended by 52 people from ten cultural organisations.
- > We raised awareness of environmental issues through the HHT's *Hot Property* magazine.
- > HHT Design staff attended the 'How can Graphic Design Help Save the Planet?' conference as part of Design Week.
- > Our *Built for the bush: green architecture of rural Australia* education programs raise awareness of past and present sustainable practices among school children across New South Wales.

- > *Convict Life* education programs at Elizabeth Farm focus on recycling and re-use in the early days of the colony.
- > *Shadow creatures*, a school holiday program at Elizabeth Farm, focuses on native flora and fauna, and best environmental practice to encourage regeneration and re-establishment of the natural environment.
- > The *Wardian glass case* education program at Elizabeth Farm focuses on biodiversity including the regeneration of plants and the science behind micro-ecosystems.
- > *The Skint! Making do in the Great Depression* education programs at the Museum of Sydney focused on recycling and re-use through activities based on the Great Depression.
- > We celebrated the vibrant cultures of western Sydney's Mediterranean and Middle Eastern communities at *Festival of the olive* at Elizabeth Farm, home to Australia's oldest European olive tree. This event showcases a multicultural program with celebrity chefs, olive growers and food merchants from a variety of cultures. Children participated in a number of activities such as plating up a mezze plate and learning flamenco.
- > Many of our public programs highlighted various aspects of multicultural traditions such as the focus on coffee and madeira in the Trade Wall series at the Museum of Sydney. We also presented diverse cultural content in our *House music* series at Government House, which included the Egyptian Joseph Tawadros Quartet and the TaikOz Duo with Joseph Littfield who are inspired by the matsuri festivals of Japan.
- > An interpretation plan to include Aboriginal histories at Rouse Hill House & Farm was developed by a heritage consultant with a member of the Dharug community. This will enable Dharug history to be fully incorporated at the property and will build long-term partnerships with local Aboriginal individuals and communities.
- > Draft Aboriginal interpretation studies have been developed at Elizabeth Bay House and Vacluse House.
- > HHT guides participated in Indigenous cultural awareness training at the Boolarng Nangamai Art and Culture Studio, Gerringong, in May 2010.
- > The seminar Black is Back: Koori Culture Stages a Comeback provided Aboriginal curators, arts professionals, artists and arts facilitators a forum in which to discuss future directions for the interpretation and presentation of regional Aboriginal culture and arts of New South Wales. The event, held in March 2010, was co-hosted by the Museum of Sydney and Museums & Galleries NSW.
- > We published an article on Governor Macquarie's attitudes to Indigenous Australians – particularly the 'Sydney Tribe', whom he attempted to settle at Elizabeth Town below the site of Elizabeth Bay House – in the spring 2010 issue of *Insites*.
- > Her Excellency the Governor held a morning tea at Elizabeth Bay House for the Indigenous Australian Engineering summer school in January 2010.

## Multicultural Policies and Services Program

Previously the HHT reported to the Ethnic Affairs Priority Statement. We continue our commitment to cultural and linguistic diversity under the new Multicultural Policies and Services Program announced by the New South Wales Government in 2009. Goal 2 of the HHT's Corporate Plan 2006–10 is to 'Continue to develop our public profile and audience' with a supporting strategy to engage with diverse communities. We offered the following services to achieve our goal:

- > Our English as Second Language (ESL) tours are available at every property and this year we attracted 2679 students.
- > The HHT has language guides in Chinese, French, German, Italian, Japanese, Korean, and Spanish. The language guides are available at eight of our properties and also online through our website as a pre-visit tool for multicultural and international visitors. There are no printed language guides for Meroogal, Rose Seidler House and Rouse Hill House & Farm because access is via guided tour only.

We will continue our commitment to cultural and linguistic diversity under the new Corporate Plan 2010–2015.

## Indigenous programs

The HHT recognises the importance of Aboriginal culture, heritage and connection to our sites. We participated in NAIDOC events, education activities, exhibitions and cultural training for staff. We have also begun an HHT-wide investigation of unexplored Aboriginal stories at our properties and greater inclusion of Aboriginal content in our programming.

- > In July 2009 the Museum of Sydney opened the permanent exhibition Gadigal Place in consultation with a group of Gerringong Aboriginal artists, including elders from the Dharawal community. Fifteen new objects created by artists from the Boolarng Nangamai Aboriginal Art and Culture Studio in Gerringong, South Coast of New South Wales, are on long-term display in the gallery.

## Human resources

MONETARY AMOUNT OF RECREATION LEAVE AND LONG SERVICE LEAVE ENTITLEMENTS		
	Liability	Taken
Recreation leave as at 30 June 2010	\$1,314,264	\$819,746
Extended leave at 30 June 2010	\$2,004,275	\$293,304

### EXCEPTIONAL MOVEMENTS IN EMPLOYEE WAGES, SALARIES AND ALLOWANCES

A 4% salary increase came into effect in the first full pay period in July 2009 for the whole of the financial year.

### POLICIES AND PRACTICES

- > We continued to implement the Occupational Health & Safety and Injury Management Plan 2009–11 as recommended by auditors.
- > We continued to roll out Individual Planning, the HHT’s new performance management system.
- > Work continued on the development of an organisation-wide corporate training and development plan. See Goal 3, ‘Develop and maintain staff expertise’, on page 20.
- > Two staff inductions were held, each of two days duration

### Future directions

- > We will continue to implement the Occupational Health & Safety and Injury Management Plan 2009–11.
- > We will continue to roll out Individual Planning.
- > We will continue to develop a plan for corporate training and development.

### EQUAL EMPLOYMENT OPPORTUNITY (EEO)

Our self-assessed outcomes for the year include:

- > Diversity of representation on recruitment panels and the provision of EEO information to applicants. Diversity of representation on internal bodies such as the OH&S Committee, SAMPAC, Joint Consultative Committee and job evaluation panels.
- > Flexible work practices including flex days and RDOs, maternity leave, family and community service leave.
- > Provision of development opportunities through expressions of interest and higher duties allowance.

### Future directions

Work with Communities NSW to identify a mutually acceptable Indigenous employment strategy and review joint initiatives with other agencies.

### OVERSEAS TRAVEL

- > Kate Clark, Director, travelled from 1 November to 6 November 2009 to Los Angeles to speak at the Association for Preservation Technology International workshop and to attend the Getty Conservation Institute’s Conference.
- > Beau Vandenberg, Designer, travelled from 23 January to 31 January 2010 to China to press check the printing of the books *Sin city: crime and corruption in 20th-century Sydney* and *Wallpaper*.
- > Bronwyn McKenzie, Loans Officer, travelled from 23 February to 27 February 2010 to New Zealand to attend the 2010 Australasian Registrars Committee Conference & Institute of Art & Law Forum.

- > Kate Clark, Director, travelled from 3 March to 7 March 2010 to New Zealand to attend the Council of Australasian Museum Directors’ General Meeting.
- > Hana Rocak, Display planner, travelled from 7 May to 15 May 2010 to China to press check the printing of the book *Painting The Rocks: the loss of Old Sydney*.
- > David Wilson, Building Trades and Maintenance Manager, travelled from 30 April to 27 August 2010 to England as part of the National Trust Exchange Program.
- > Ruth Bath, Media Relations Manager, travelled from 27 June to 5 August 2010 to England as part of the National Trust Exchange Program.

### PRINTING COSTS OF THE ANNUAL REPORT

This report was printed at a total cost of \$2300. The report was written and designed by staff. It is available from our website at [www.hht.net.au](http://www.hht.net.au) under ‘About us’.

## Sponsors

### CASH

AGL Energy: naming rights sponsor of the AGL Theatre at the Museum of Sydney

City of Sydney: major sponsor of the public program event *Sydney Open 2010*

Iford: sponsor of *Up the Cross: Rennie Ellis & Wesley Stacey* at the Museum of Sydney

Nikon Australia: sponsor of Museum of Sydney Theme Gallery photographic exhibitions

NSW Architects Registration Board: sponsor of the touring exhibition *Built for the bush: green architecture of rural Australia*

Percy Marks: sponsor of the *Jazz in the garden 2009* public program event at Vacluse House and the *Painting The Rocks: the loss of Old Sydney* exhibition at the Museum of Sydney

SES reporting							
2010		2009		2008		2007	
Male	Female	Male	Female	Male	Female	Male	Female
0	1	1	1	1	0	1	1

SES levels							
2010		2009		2008		2007	
Level 2	Level 3	Level 2	Level 3	Level 2	Level 3	Level 2	Level 3
0	1	0	2	1	1	1	1

TABLE A. Trends in representation of EEO groups (as at 30 June 2010)					
% of total staff					
EEO groups	Benchmark or target	2010	2009	2008	
Women	50%	64%	65%	65%	
Aboriginal and Torres Strait Islanders	2.6%	0.9%	1%	1%	
People whose first language was not English	19%	9%	8%	8%	
People with a disability	12%	2%	2%	3%	
People with a disability requiring work-related adjustment	7%	0%	1%	1%	

TABLE B. Trends in the distribution of EEO groups (as at 30 June 2010)					
% of total staff					
EEO groups	Benchmark or target	2010	2009	2008	
Women	100%	91%	92%	85%	
Aboriginal and Torres Strait Islanders	100%	n/a	n/a	n/a	
People whose first language was not English	100%	n/a	n/a	n/a	
People with a disability	100%	n/a	n/a	n/a	
People with a disability requiring work-related adjustment	100%	n/a	n/a	n/a	

• Excludes casual staff • A distribution index of 100 indicates that the centre of the distribution of the EEO group across salary levels is equivalent to that of other staff. Values less than 100 mean that the EEO group tends to be more concentrated at lower salary levels than is the case for other staff. The more pronounced this tendency is, the lower the index will be. In some cases the index may be more than 100, indicating that the EEO group is less concentrated at lower salary levels. The Distribution Index is automatically calculated by the software provided by ODEOPE • The distribution index is not calculated where EEO groups or non EEO group numbers are less than 20

Occupational Health & Safety (OH&S)	2010	2009	2008	2007
Number of work-related injuries	51	27	37	29
Number of work-related injuries per employee	0.26	0.13	0.18	0.15
No of work-related illnesses	1	1	1	nil
No of workers compensation claims	6	6	11	10
No of workers compensation claims per employee	0.03	0.03	0.05	0.15
Average cost per workers compensation claim	\$7,868	\$2,538.10	\$1,207	\$3,910.80
Average workers compensation claim per employee	\$245	\$75.91	\$66.28	\$197.71
Prosecution under the OH&S Act	nil	nil	nil	nil

## IN KIND

ABC Library Sales: in-kind footage support for the *Sin city: crime & corruption in 20th-century Sydney* exhibition at the Justice & Police Museum

Alternate Technology Association/ ReNew magazine: in-kind promotional support of the touring exhibition *Built for the bush: green architecture of rural Australia*, provision of back issues of ReNew to exhibition visitors and subscription prizes for an education competition  
Angove Family Winemakers: wine sponsor of the HHT's events such as *House music* concert series at Government House, HHT exhibition launches and events and HHT Member events

Avant Card: in-kind media sponsor for the *Sin city: crime & corruption in 20th-century Sydney* exhibition at the Justice & Police Museum as well as the quarterly HHT Events calendar

City of Sydney: in-kind promotional support for HHT exhibitions and events including the provision of banner poles for the *Martin Sharp Sydney artist* exhibition at the Museum of Sydney

Dendy Cinemas: in-kind cinema advertising for the *Sin city: crime & corruption in 20th-century Sydney* exhibition at the Justice & Police Museum

Domain Car Park: in-kind promotional support, discounted parking for HHT audiences and provision of parking prizes for HHT promotions

*The Drum Media*: in-kind promotional support for the *Garden music* public program event at Government House

Fairfax Photos: in-kind sponsor of the exhibition *Sin city: crime & corruption in 20th-century Sydney* at the Justice & Police Museum

The Grace Hotel: in-kind hotel sponsor of the *Martin Sharp Sydney artist* and *Smalltown* exhibitions at the Museum of Sydney

Kawai: in-kind sponsor of the *Martin Sharp Sydney artist* exhibition at the Museum of Sydney, the *Jazz in the garden* and *Carols by candlelight* public program events at Vaucluse House and the *Fifties fair* public program event at Rose Seidler House

The Mean Fiddler: in-kind supporter of the Old Rouse Hill Schoolhouse open day at Rouse Hill House & Farm  
Nikon Australia: in addition to cash sponsorship, in-kind support of the Museum of Sydney Theme Gallery photographic exhibitions

The Nine Network: in-kind footage support for the *Sin city: crime & corruption in 20th-century Sydney* exhibition at the Justice & Police Museum

Parramatta City Council: in-kind support for the *Festival of the olive* public program event at Elizabeth Farm

*The Parramatta Sun*: in-kind media and merchandise for the *Carols by candlelight* event at Elizabeth Farm

Shoalhaven Arts Board: in-kind promotional support for the *Meroogal Women's Arts Prize*

*The Sun Herald*: in-kind media sponsor of the *Carols by candlelight* event at Vaucluse House

*The Sydney Morning Herald*: in-kind media sponsor of the HHT and the *Skint! Making do in the Great Depression* exhibition at the Museum of Sydney. Promotional support for the *Festival of the olive* public program event at Elizabeth Farm and the *Kids in the kitchen* event at Vaucluse House through their inclusion in the Sydney International Food Festival program

## Grants

- > Visions of Australia grant of \$135,000 to enable the *Femme fatale: the female criminal* exhibition to travel to ten venues across Australia
- > Visions of Australia grant of \$46,000 for the development of the *Smalltown* exhibition at the Museum of Sydney and a national tour

## Fundraising

Foundation for the Historic Houses Trust of New South Wales Current Supporters

### MACQUARIE GOVERNORS (\$100,000)

Anonymous

### BLIGH GOVERNORS (\$75,000)

John Schaeffer AO

### KING GOVERNORS (\$50,000)

Maple-Brown Family Charitable Foundation Ltd  
Geoff O'Connor

### HUNTER GOVERNORS (\$25,000)

Antoinette Albert  
Robert Albert AO and Libby Albert  
Julian Beaumont  
Zeny Edwards  
John Fairfax AO and Libby Fairfax  
Lynn Fern  
Penelope Seidler AM  
Colin Sullivan AO

### PHILLIP GOVERNORS (\$10,000)

Anonymous  
Anonymous  
David Adams  
Hugh Allen and Judith Ainge  
Neville Allen  
Bill & Kate Anderson  
Terrey & Anne Arcus  
Kate Armati  
Colin Bell  
Mairaed Bilmon  
Graham Bradley AM and Charlene Bradley  
Sir Ron Brierley  
Diana Brown  
Andrew and Kate Buchanan  
Neil and Jane Burley  
Andrew Cameron  
Amanda Carter and Randolph Griffiths  
Greg Crone  
Michael Crouch AO and Shanny Crouch  
Sue Cummings  
William and Julia Dangar  
Michael and Manuela Darling  
Genevieve David  
Robert Domabyl  
Terry and Diane Finnegan  
Peter Garling SC and Jane Garling

John and Jenny Gordon  
 Edward and Deborah Griffin  
 Evelyn Hawkins  
 The Sir Asher and Lady Joel  
 Foundation  
 Peter Keel  
 John and Jan Kehoe  
 Christine M Liddy AO and David  
 B Liddy  
 Juliet Lockhart  
 John and Edwina Macarthur-Stanham  
 David Maloney and Erin Flaherty  
 John Matheson and Jeanne Eve  
 Robert McGrath  
 Michael Morgan  
 David and Edwina O'Donnell  
 Michael and Gillian Pembroke  
 Diana Polkinghorne  
 Mrs E Ramsden  
 Kerry Stokes AO  
 Howard and Mary Tanner  
 Nola Tegel  
 Annalise Thomas  
 David Thomas  
 Eleonora Triguboff  
 Sandra and John Trowbridge  
 Peter Tyree  
 Gay Voss  
 Stephen Wall and Alison Magney  
 Wall  
 Peter Weir AM and Wendy Weir  
 Judy White AM PhD  
 Kim Williams AM  
 Michael and Prue Williams  
 Geoff and Karen Wilson  
 Tim and Sophie Wilson  
 Jill Wran

#### ENDANGERED HOUSES FUND

##### GOLD (\$200,000)

Garry Rothwell

##### SILVER (\$100,000)

Macquarie Group Foundation  
 Guy Paynter  
 St Hilliers Group  
 Harry Triguboff AO  
 Walker Corporation Pty Limited  
 Westfield Group

##### BRONZE (\$50,000)

Tim Ambler  
 David Baffsky AO  
 Sir Ron Brierley  
 Peter Campbell  
 Brendan Crotty  
 Robert Whyte

#### PROTECTORS (\$10,000)

Nanette and Stephen Ainsworth  
 Robert Albert AO and Libby Albert  
 John Fairfax AO and Libby Fairfax  
 The Jenour Foundation  
 Clive Lucas Stapleton and Partners

#### SUPPORTERS (\$5000)

Robert Domabyl  
 Gosford Quarry Holdings Limited  
 Marshall Family Foundation  
 Morna and Edward Vellacott

#### Foundation for the Historic Houses Trust of New South Wales Special Appeals

#### JOSEPH LYCETT: CONVICT ARTIST PUBLICATION

Robert Albert AO  
 Luca Belgiorno-Nettis  
 Graham and Charlene Bradley  
 Robert Domabyl  
 Zeny Edwards  
 Peter Garling SC and Jane Garling  
 John Valder AO CBE  
 Neville Wran AC and Jill Wran

### Staff list

#### DIRECTORATE

Kate Clark, Director  
 Fiona Bytheway, Executive Assistant  
 Philippa Ardlie, Executive Officer  
 (from February 2010)  
 Sally Webster, Executive Officer P/T  
 (to December 2009)  
 Richard Silink, Manager, Portfolio  
 Development and Endangered  
 Houses Fund

#### CONSERVATION & ASSET MANAGEMENT

Ian Innes, Assistant Director,  
 Conservation & Asset Management  
 (from October 2009)

#### Collections Management

Tamara Lavrencic, Collections  
 Manager  
 Caroline Lorentz, Loans Manager  
 Bronwyn McKenzie, Loans Officer  
 Jennifer Oلمان, Database Manager  
 Shinae Stowe, Collections Officer  
 Allison Campbell, Collections Officer  
 Shana Satyanand, Project Officer P/T  
 Matthew Scott, Conservation and  
 Curatorial Advisor P/T

Fiona Hercus, Clerical Officer, P/T  
 (to December 2009)

#### Properties Division

Caroline Mackaness, General  
 Manager Properties (on secondment)  
 Mark Viner, General Manager  
 Properties (to December 2009)  
 Louise Ruddock, Project Officer,  
 Policy P/T  
 Richard Taylor, Project Manager,  
 Properties  
 Karen Griffiths, Volunteer  
 Coordinator (see page 71)  
 Jane Kelso, Project Officer, Research  
 Tabitha Charles, Clerical Officer P/T\*  
 (to July 2009)  
 Virginia Eales, Clerical Officer  
 David Wilson, Building Trades and  
 Maintenance Manager  
 \*moved to Administration

#### LEARNING & OUTREACH DIVISION

Caroline Butler-Bowdon, Assistant  
 Director, Learning & Outreach

#### Design Unit

Louise Cornwall, Design Manager  
 Bruce Smythe, Assistant Design  
 Manager  
 Trudi Fletcher, Display Planner P/T  
 Cathy Osborne, Display Planner P/T  
 Hana Rocak, Display Planner  
 Anne-Louise Falson, Senior Designer  
 P/T  
 Julie Stinson, Designer  
 Beau Vandenberg, Designer  
 Emma Warfield, Designer

#### Education Unit

Jeannie Douglass, Senior Education  
 Officer  
 Kathryn Hanson, Education Officer  
 Rita Bila, Education Officer  
 Ross Heathcote, Education Officer  
 P/T  
 Jenny Stuart, Education Officer P/T  
 John Lamzies, Education Officer,  
 (from April 2010)  
 Rebecca Guerrero, Education Officer  
 (maternity leave)  
 Fabienne Virago, Education Officer  
 (to March 2010)

#### Exhibitions & Publications Unit

Susan Sedgwick, Manager,  
 Exhibitions & Publications

Tim Girling-Butcher, Exhibitions Project Manager  
 Beth Hise, Exhibitions Project Manager P/T  
 Duncan Harrex, Exhibitions Production Manager  
 Peter Burne, Assistant Exhibitions Officer  
 Bob Whight, Assistant Exhibitions Officer  
 Kieran Larkin, Coordinator Exhibition Design and Documentation  
 Wendy Osmond, Coordinator Exhibition Design and Documentation P/T  
 Sarah Fitzherbert, Publications Officer P/T  
 Janine Flew, Publications Officer P/T  
 Alice Livingstone, Rights and Permissions Officer P/T  
 Justin Maynard, Multimedia Coordinator  
 Ben Crosby, Office Manager  
 Rhian Hull, Publications Officer, P/T (maternity leave)

**Public Programs Unit**

Fabienne Virago, Acting Head of Public Programs (from March 2010)  
 Mark Lillis, Acting Head of Public Programs (to October 2009)  
 Carmel Aiello, Cultural Programs Officer  
 Ann Frederick, Cultural Programs Officer (P/T)  
 Julie Ryan, Cultural Programs Officer  
 Nicola Sinclair, Cultural Programs Officer (from February 2010)  
 Samantha Hagan, Cultural Programs Officer (from April 2010)  
 Deborah Ward, Administrative Assistant (on secondment from January 2010)  
 Hannah Boaden, Administration Assistant, (from March 2010)  
 Mason Dean, Audio-Visual Coordinator (P/T)  
 Caroline Mackie, Administrator (October – December 2009)

**MANAGEMENT SERVICES DIVISION**

Nicholas Malaxos, Assistant Director, Management Services  
 Darryl Brown, Business Systems Analyst, P/T (on secondment from November 2009)

**Administration**

John Hoey, Acting Administration Manager  
 Merrin Marks, Assets & Procurement Manager (to May 2010)  
 Colleen Kremer, Records Manager  
 Tabitha Charles, Records Officer (from July 2009)  
 Michael Larkin, Receipt and Dispatch Manager  
 Troy Fear, Administration Assistant  
 Neville Adams, Driver/General Assistant  
 Marisol Bogaz, Reception P/T (from October\*)  
 Joy Minter, Reception P/T (from October\*)  
 Vicky Tycho, Reception P/T (from October\*)  
 Bruce Crowther, Casual  
 \*formerly in Venues

**Finance**

Sammy Marfatia, Senior Finance Manager (CFO) (from February 2010)  
 Anne Hicking, Senior Finance Manager (to September 2009)  
 Alix Hopgood, Assistant Management Accountant  
 Kenneth Webb, Accounts Payable Clerk  
 PingPing Chen, Assistant Financial Accountant  
 Alison Olander, Corporate Accountant (to September 2009)  
 Vimala Jayadevan, Accounts Receivable Clerk (on secondment)

**Human Resources**

Tony Katsigiannis, Manager, Human Resources  
 Denis Loos, HR/Payroll Officer  
 Ruth Stig, Personnel/Payroll Supervisor P/T (maternity leave)  
 Georgina Pearce (on secondment from March 2010)  
 Jarred Baker, HR/Payroll Officer (to June 2010)

**INFORMATION & COMMUNICATIONS TECHNOLOGY**

Name withheld, Manager, Information & Communications Technology  
 Alex Gibson, Infrastructure Services Manager  
 Azfar Wasim, Infrastructure Support Engineer (from January 2010)

John Mackay, Support Services Manager  
 Charlie Chen, IT Project Manager (to February 2010)

**Legal**

John Morgan, Legal Officer

**MARKETING & BUSINESS DEVELOPMENT DIVISION**

Mike Field, Assistant Director, Marketing & Business Development

**Marketing**

Janine Huan, Acting Marketing Manager  
 Charlotte Grant, Marketing Manager (on secondment)  
 Naomi Hill, Marketing Assistant  
 Pascale Hastings, Box Office Administrator  
 Emily Howard, Box Office Assistant  
 Ruth Bath, Media Relations Manager  
 Arianne Martin, Publicity Assistant (from April 2010)  
 Stephanie Gold, Publicity Assistant (to March 2010)  
 Rachael Hainsworth, New Media and Web Manager  
 Naomi Morris, Web Assistant P/T  
 Vanessa Jones, Project Officer (to December 2009)  
 Virginia Eales, Casual Administrator, (June 2010)

**Retail**

Peter Barnes, Retail Manager  
 Sandra Christie, Museum of Sydney (MOS) Shop Manager  
 Chantal Sneddon, MOS Shop Manager/Merchandise Supervisor  
 Gemma O'Brien, Merchandise Supervisor  
 Jessica Heneka, Merchandise Officer/Casual Stock & Sales Assistant  
 Meg Olds, MOS Shop Assistant P/T  
 Craig Stanton, MOS Shop Assistant P/T  
 Alex Perrett, Casual Stock & Sales Assistant  
 Jack Williams, Casual Stock & Sales Assistant  
 Antonella Schulte, Casual Stock & Sales Assistant (from December 2009)

Kate Finn, Casual Stock & Sales Assistant (from January 2010)  
 Hannah Boaden, Casual Stock & Sales Assistant (to March 2010)  
 Suzy Kay, MOS Shop Assistant P/T (to November 2009)

**Sponsorship**

Tina Koutsogiannis, Sponsorship Manager  
 Naomi Morris, Sponsorship Assistant P/T

**Venues**

Damian Poole, Venues Manager  
 Jan Conti, Operations Manager  
 Matt Adamson, Sales & Marketing Manager  
 Kate Elliott, Sales & Marketing Coordinator  
 Ai-Lin Crisford, Event Coordinator  
 Irene Hunter, Event Coordinator  
 Angela Sanfilippo, Event Coordinator  
 Joe Binder, Casual Event Supervisor  
 Chris Burke, Casual Event Supervisor  
 Brendan O’Connell, Casual Event Supervisor  
 Vedran Grozdanic, Casual Event Supervisor  
 George Lehuta, Casual Event Supervisor  
 Marcel Gotch, Audio-Visual Coordinator  
 Richard Boxhall, Casual Audio-Visual Technician  
 Simon Branchwaite, Casual Audio-Visual Technician  
 Lindsay Dugan, Casual Audio-Visual Technician  
 Michael Hanlon, Casual Audio-Visual Technician  
 Ian Shadwell, Casual Audio-Visual Technician  
 Konrad Skirlis, Casual Audio-Visual Technician  
 Zachary Ruokari, Casual Audio-Visual Technician  
 Shawn Morris, Casual Facilities Officer  
 Jonothan Pye, Casual Facilities Officer  
 Rebecca Simeon, Event Coordinator  
 Joanne Oldfield, Casual Administrator  
 Rebecca Sly, Casual Event Coordinator (to December 2010)  
 Marisol Bogaz, Reception P/T (to September 2009\*)

Joy Minter, Reception P/T (to September 2009\*)  
 Vicky Tycho, Reception P/T (to September 2009\*)  
 Caroline Mackie, Reception P/T (to September 2009)  
 Caroline Mackie, Administrator (January – May 2010)  
 \*moved to Administration Unit

**CAROLINE SIMPSON LIBRARY & RESEARCH COLLECTION**

Megan Martin, Head  
 Joanna Nicholas, Curator  
 Matthew Stephens, Reference Librarian  
 Michael Lech, Assistant Curator  
 Anna Blunt, Library Technician P/T  
 Penny Gill, Library Technician P/T

**ELIZABETH BAY HOUSE\***

Gillian Redman-Lloyd, Acting Manager  
 Amelia Ramsden, Assistant Manager (to December 2009)  
 Scott Carlin, Curator/Vaucluse House  
 Scott Hill, Assistant Curator, P/T  
 Sandra Del Buono, Office Assistant (from December 2009)  
 Jemma Donaldson, Chief Guide  
 Maria Amodeo, Guide P/T  
 Steven Collyer, Guide P/T  
 Gordon Fehross, Guide P/T  
 Wendy Goodrick, Guide P/T  
 Elizabeth Little, Guide P/T  
 Jacqui Newling, Guide P/T  
 Anthony Springford, Guide P/T  
 Karen Willcox, Guide P/T  
 Linda Shakiba, Guide P/T  
 Mary Johnstone, Guide P/T  
 Marina Grilanc, Guide P/T  
 Susan Bee, Guide P/T (from May 2010)  
 Jesse Stein, Guide P/T (from May 2010)  
 Mary Johnstone, Guide P/T  
 Linda Shakiba, Guide P/T  
 Helen Richards, Guide P/T (to December 2009)  
 Maria Mortia-Amodeo, Casual Guide (to December 2009)  
 Isobel Johnston, Casual Guide  
 Taline Kalaidjian, Casual Guide  
 Ian Trounson, Casual Guide  
 Douglas Snider, Casual Guide (from May 2010)

\*listed staff also work at Vaucluse House

**ELIZABETH FARM**

Bronwyn Alcorn, Manager  
 Renee Fryer, Assistant Manager  
 Ann Steng, Gardener P/T  
 Brad Lancaster, Guide  
 Fatma Onal, Guide P/T  
 Louise Brooks, Guide P/T  
 Jackie Dalton, Guide P/T  
 Helen Reynolds, Tearoom Manager P/T  
 Melanie Eagleston, Casual Guide and Tea Rooms Manager P/T  
 Johanna Henwood, Casual Guide  
 Marilyn Mamone, Casual Guide  
 Christy Pidgeon, Casual Guide  
 Man-Ling Yuen, Casual Guide  
 Rebecca Bowman, Casual Guide P/T  
 Silas Clifford-Smith, Gardener P/T (to December 2009)  
 Kate Gardiner, Guide (to March 2010)  
 Candice Iyer, Chief Guide (to March 2010)

**GOVERNMENT HOUSE**

Steve Dawkins, General Manager  
 Mantej Singh, Assistant Manager  
 Ann Toy, Supervising Curator P/T  
 Robert Griffin, Curator P/T  
 Natalie Brosseau, Office Manager  
 Peter Francis, Building Services Manager  
 John Terzis, Assistant Building Services Manager  
 Asoka Ekanayake, Functions Manager  
 Cornelia Gartner, Functions Coordinator P/T  
 Joanne Oldfield, Hospitality Coordinator (to March 2010)  
 Rick Santucci, Museum Assistant  
 Stewart Campbell, Museum Assistant  
 Sharon Howe, Chief Guide  
 David Bruderlin, Guide  
 Linda Drew-Smith, Guide P/T  
 Mark Yabsley, Guide P/T  
 Nicholas Crean, Guide P/T (to February 2010)  
 Mark Hamilton, Guide (to January 2010)  
 Nicole Forsyth, Casual Guide  
 Marianne Rhydderch, Casual Guide  
 Aimee Falzon, Casual Guide  
 Toshie Swift, Casual Guide

### HYDE PARK BARRACKS MUSEUM

Dayn Cooper, Manager, Hyde Park Barracks Museum and The Mint  
Gary Crockett, Curator  
Margaret Verity, Assistant Manager  
Alex Bray, Office Manager  
Sacha Sata, Museum Assistant  
Claire Deck, Acting Chief Guide  
Trudie Craig, Guide  
Jennifer Twemlow, Guide  
Clare Fookes, Guide  
Diana Carr, Guide (from August 2009)  
Carlin de Montfort, Guide P/T  
Jennifer White, Guide P/T  
Margot Tidey, Guide P/T  
Aimee Falzon, Casual Guide  
Kathryn Brown, Casual Guide  
Mikhaila Dunn, Casual Guide  
Anthony Wilkinson, Casual Guide  
Sienna Brown, Casual Guide  
Sara O'Shea, Casual Guide (from March 2010)

### JUSTICE & POLICE MUSEUM

Caleb Williams, Curator/Manager  
Nerida Campbell, Assistant Curator P/T (maternity leave)  
Rebecca Edmunds, Assistant Curator  
Holly Schulte, Assistant Curator  
Lauren O'Brien, Photo/Digital Imaging Assistant  
Antonio Valdes, Building Services Manager  
Cassandra Morgan, Office Manager  
David Openshaw, Chief Guide  
Victor Johnson, Guide  
Carole Best, Guide P/T  
Greg Bond, Guide P/T  
Maureen Clack, Guide P/T  
Sarah Sabolta, Casual Guide  
Sabina Krusevljanin, Casual Guide

### MEROOGAL

Barbara Konkolowicz, Curator P/T  
Sandra Lee, Manager P/T  
Cheryl Scowen, Guide P/T  
Lynne Allen, Casual Guide  
Gwen Chappelow, Casual Guide  
Nicole Ison, Casual Guide  
Suzi Krawczyk, Guide P/T  
Martin Parkinson, Casual Guide  
Jen Saunders, Casual Guide  
Ruth Sykes, Casual Guide  
Richard Bates, Casual Garden Labourer  
Anthony Boland, Gardener P/T (to September 2009)

### MUSEUM OF SYDNEY

Larissa Anstee, Acting Manager  
Irene Karageorgiou, Assistant Manager (from June 2010)  
Katinka Kemp, Assistant Manager (to January 2010)  
Caroline Butler-Bowdon, Head Curator (to October 2009)  
Inara Walden, Acting Head Curator  
Annie Campbell, Assistant Curator  
Matthew Holle, Building Manager  
Scott Cumming, Chief Guide  
Dianne Corry, Guide  
Craig Coventry, Guide P/T  
Mark Sanfilippo, Guide P/T  
Toshie Swift, Guide P/T  
Rebecca Bowman, Guide P/T (from October 2009)  
Russell Garbutt, Casual Guide  
Sabina Krusevljanin, Casual Guide P/T  
Grant Dempsey, Guide P/T (from September 2009)  
Chris Hodgson, Museum Assistant  
Kate Bruxner, Museum Assistant F/T (from October 2009)  
Kate Bruxner, Receptionist P/T (from June 2010)  
Birgul Onal, Receptionist (to March 2010)  
Sienna Brown, Casual Guide  
Carmen McGreal, Casual Receptionist from April 2010

### ROSE SEIDLER HOUSE

Andrew Mitchell, Manager

### ROUSE HILL HOUSE & FARM

Fergus Clunie, Curator  
Maria Martin, Assistant Curator (to January 2010)  
Monica Leach, Visitor Services Manager  
Matthew Scott, Collection/House Curator P/T  
Stephen Hanson, Garden Labourer  
Kathy Porter, Casual Museum Assistant  
Graeme Lloyd, Gardener & Livestock Manager  
John Dajotis, Maintenance Officer  
Kerrie Yates, Office Manager  
Belinda Mitrovich, Acting Chief Guide  
Michael Wilson, Guide P/T  
Maureen Clack, Guide P/T  
Samuel Hodgkinson, Guide P/T

Margaret Lewis, Guide P/T  
Kylie Roberts, Guide P/T  
Peter Anderson, Casual Guide  
Jennifer Hill, Casual Guide  
David Joy, Casual Guide  
Kylie Mead, Casual Guide  
Alana Pienkosz, Casual Guide  
Marianne Rhydderch, Casual Guide  
Shirley Seale, Casual Guide

### SUSANNAH PLACE MUSEUM

Anna Cossu, Curator/Manager (maternity leave)  
Geoff Marsh, Acting Manager  
Helen Johnson, Guide P/T  
Alda Scofield, Guide P/T  
Vanessa Barratt, Casual Guide  
Annie Eyers, Casual Guide  
Wendy Freidman, Casual Guide  
Margaret Shain, Guide P/T  
Luisa Vasile, Casual Guide

### THE MINT

Robert Griffin, Curator P/T

### VAUCLUSE HOUSE\*

Dave Gray, Head Gardener  
Naomi Jeffs, Gardener (to January 2010)  
Stuart Macpherson, Gardener  
Steven Halliday, Garden Labourer  
Anita Rayner, Garden Labourer  
Stephen Goldsworthy, Garden Labourer (from February 2010)

\*refer to Elizabeth Bay House for further staff of this property

### FOUNDATION FOR THE HISTORIC HOUSES TRUST

James Beck, General Manager P/T (from April 2010)  
David Hely, General Manager P/T (to January 2010)  
Annette Jee, Events Coordinator P/T

### MEMBERS OF THE HISTORIC HOUSES TRUST

Judy Pittaway, General Manager  
Andrew Finlay, Events Coordinator  
Erika Honey, Administration Officer P/T  
Kaily Koutsogiannis, Administration Officer P/T  
Anne Wiseman, Accountant P/T

## Volunteers

**Rawiya Ali**, Lynne Allen, Peter Anderson, Kimberley Archibald, Tim Armitage, **Karin Bahls**, Leonie Baxter, Lorraine Bell, Margery Bennett, Rose Bersten, Raelene Beuermann, Colin Bishop, Joy Bloch, Liselotte Bourcier, John Boyd, Peter Bradfield, Ron Bray, Claire Brockhoff, Marnie Brown, Kate Bruxner, Olga Buchanan, **Steve Cartland**, Judith Chapple, Bernadette Chin, Mariana Cidade, Anthony Clapham, Terry Clarke, Gary Cook, Patricia Cooper, Estelle Cox, Susan P Crisp, Stacey Cutifani, **Maryann D'sa**, Amanda Da-Silva, Jan Dash, Alicia Davey, Brooke Davidson, Philip Davies, Caroline De Jongh, Anne deGraaff, Janise Derbyshire, Rochelle Derriman, Maureen Devereaux, Laurence Dillon, Margaret Donachy, Malcolm Donaldson, Betty Donnelly, Ruth Dornan, Kate Dorrough, Heather Dryburgh, Priscilla Duncan, Dominic Dwyer, **Helen Economus**, Rebecca Edmunds, Philip Emery, Laura Eringa, Nora Etmekdjian, Donald Evans, Julie Evans, Alexandra Evesson, **Janice Farr**, Gerald Finn, Dianne M Finnegan, Belinda Finocchiaro, Ron Fisher, Helen Foster, **Allan Garrick**, Rebecca Geraghty, Marion Gibbeson, Gillian Gibbons, Kathleen Gilbert, Diana Glenn, Lesley Goldberg, Zelda Goldstein, Gregory Gould, Narelle Gould, Elaine Graham, Neil Graham, Emma Greig, James Griffith, Marina Grilanc, Robin Guthrie, Margaret Guy, Deborah Guyon, **Hayley Hamilton**, Robin L Hammond, Gordon Hannam, Shirley Hannam, Betty Harris, Patricia Hartmann, Janette Heffernan, Tracey Hein, Jan Heslep, Stephen Hickman, Joy Hill, Margaret Hill, Kathleen Hossack, John D Hudson, Nouha Hussney, Stephen Hutchings, **Peter James**, Wendy James, Julie Johnson, Prue Johnson, **Graham Kerr**, Maureen King, David Knapp, Gilly Knox, Lada Kolonkova, **Richard Lambert**, June Lane, Ellen Lawson, Greta Lee, Mollie Lenthall, Jean Londish, Dennis Lovely, Sophie Loy-Wilson, Anne Lynam, **Prudence**

**Macleod**, Inez Majcan, Malcolm Mawhinney, Philip McGarva, Frank McHale, Lyn McHale, Susan McIntyre, Betty McLintock, Rae McLintock, Susan Melrose, Sue Miller, Susan Miller, Amanda Milles, Belinda Mitrovich, Natalie Moore, Frances Moors, Siân Morgan Hall, Ingrid Mueller, Minna Muhlen-Schulte, Ross Muller, Valda Muller, Alwyn Murray, Lynette J Murray, **Amy Nhan**, Vili Nikolovski, Michael Noone, Toni Novoselac, **Jan O'Donnell**, Brian Oliver, Sandra Ollington, Rhondda Orchard, **Robert Pauling**, Glenys Pike, Adriana Piscicelli, Robin Porter, Brian Powyer, Greg Preece, **Kenneth Raven**, Stewart Reed, Valerie Ridley, Joan Rodd, Zacha Rosen, Nicola Ross, **Sarah Sabolta**, Maria Schattiger, Antonella Schulte, Helen Seale, Bernard Sharah, Betty Shaw, Tracey Shaw, Kathleen Shuster, Betty Sideres, Jeanette Sims, Julian Siu, Robyn Smith, Annette Smith-Bridges, Claudia Solin, Jann Stanford, Jean Steel, Constance Stevens, Barbara M Stevenson, Shirley Stimson, Patricia Stock, Doreen Sully, **Janet Tate**, Susannah Tennant, Aline Terhorst, Margot Tidey, Noela K Trimble, Neridah Tyler, **Geraldeen Walker**, Robert Wallis, Belinda R Walsh, Josephine Walsh, Christine Waters, Anne Watson, Gordon Watson, Tobie Watson, John Watt, Michael Webster, Leonard Werman, Elaine White, Anne Whitelaw, Janet Whitten, Clarice Wilkins, Emily Wilson, Laraine Wilson, Marie Wilson, Stephanie Wong, Rex Wood, Robert M Wood, Anne Woodley, Constance Wright, **Jennifer M Zerial**, Edith Ziegler



# Financial Information

**“Loved it all.**

**Feel as if we know  
more about the first  
settlers and convicts.”**

Anne Priest and Lisa Henry

## Economic and other factors affecting the achievement of operational activities

There were no economic factors that had a significant effect on operational activities.

### CONSULTANTS

Type of consultant	Service	Amount
General > \$50,000	–	147,700
General < \$50,000	Marketing	1,300
6 consultants	Architecture, repairs, maintenance, audit fees and property valuation	149,000

### PAYMENT OF ACCOUNTS

Aged analysis at the end of each quarter					
Quarter	Less than 30 days \$'000	31–60 days overdue \$'000	61–90 days overdue \$'000	More than 90 days \$'000	Total \$'000
September 2009	309	10	–1	–1	317
December 2009	356	22	7	–3	382
March 2010	43	9	3	–4	51
June 2010	275	20	0	–5	290

Quarter	Total accounts paid on time			Total amount paid
	Target %	Actual %	\$'000	
September 2009	100	99.7	8,938	8,815
December 2009	100	99	11,140	11,179
March 2010	100	98.7	8,412	8,850
June 2010	100	99.6	11,680	11,496

The Historic Houses Trust's policy is to endeavour to ensure that all payments to suppliers are made promptly and in line with NSW Government guidelines. In some instances, issues relating to claims for payments require further clarification with suppliers, which can cause delay in payments. Capital work-in-progress would further delay the promptness in payment terms. There were no instances where interest was paid on overdue accounts.

## Understanding our financial statements

This information is to assist readers to understand our financial statements, which are made up of four reports and accompanying notes:

- > Statement of comprehensive income
- > Statement of financial position
- > Statement of changes in equity
- > Statement of cash flows

The statements disclose separately the Trust which is known as the Parent Entity and the group of organisations under the control of the HHT which is known as the consolidated group. The consolidated group includes all of the entities which fall under our control:

- > Foundation for the Historic Houses Trust of New South Wales
- > Foundation for the Historic Houses Trust of New South Wales Limited
- > Rouse Hill Hamilton Collection Pty Ltd
- > The Hamilton Rouse Hill Trust

The NSW Auditor-General audits NSW public sector agencies such as the HHT and its controlled entities. The Auditor-General's audit certificate is included with the financial statements and it states the Auditor-General's audit opinion on the HHT's financial statements.

### 1 STATEMENT OF COMPREHENSIVE INCOME

This statement looks at our performance over the financial year (1 July 2009 to 30 June 2010) and is reported as a surplus/deficit in delivering our services. The statement enables readers to identify the cost of goods and services provided and the extent to which these costs were recovered as well as the source of the funding. It also allows the reader to compare the result against the previous financial year to see the change in resources as a result of operations. The statement is prepared on an accrual basis, which means it accounts for income and expenditure when it is earned/incurred and not when money is received or paid. Accrual accounting also recognises non-cash items such as depreciation of assets. Other comprehensive income includes changes in revaluation reserve, gains and losses or remeasuring available-for-sale financial assets.

### 2 STATEMENT OF FINANCIAL POSITION

This statement sets out the net accumulated financial value at a point in time, in this case, the end of the financial year. It shows the assets held as well as liabilities or claims against these assets. The statement is also prepared on an accrual basis. Assets and liabilities are expressed as current or non-current. Current assets are those that are expected to be realised within 12 months after the reporting date or the asset is cash or cash

equivalent. Current liabilities are obligations which are expected to be settled within the Trust's normal operating cycle and where the Trust does not have an unconditional right to defer settlement of the liability for more than 12 months after the reporting date. Non-current assets/liabilities are those assets and liabilities which are not current and are generally unlikely to be settled within the next 12 months. The difference between total assets and total liabilities is expressed as net assets, which equals total equity – that is, the net worth of the organisation at the end of the financial year.

### 3 STATEMENT OF CHANGES IN EQUITY

This statement recognises income and expense and describes the movement in equity and the source of those movements during the reporting period. All contributions or distributions are adjusted against the equity account.

### 4 STATEMENT OF CASH FLOWS

This statement shows the nature and amount of cash inflows/outflows. The statement reflects a recording of cash (as opposed to accruals as in the statement of comprehensive income) when it is received or paid.

The statement of cash flows has only two sections:

- > The cash flows from operating activities: summarises those cash flows which relate to the provision of goods and services. In our statement this includes cash flows from government.
- > The cash flows from investing activities: summarises those activities which relate to the acquisition and disposal of non-current assets and other productive assets and investments not falling under the definition of cash, for example the sale of plant and equipment.

A resulting net increase or decrease in cash results from the total of the cash flows from operating and investing activities. This is then added to or subtracted from the opening cash position to arrive at the closing cash position for the year.

### 5 NOTES TO AND FORMING PART OF THE FINANCIAL STATEMENTS

The notes provide further information in relation to the rules and assumptions used to prepare the financial statements, as well as giving more specific information and detail about items within the financial statements. If there are changes to accounting standards, policy or legislation this will be disclosed in the notes. The 'note' column indicates which note the reader can refer to for further information.

# Financial statements contents

77	Internal audit and risk management attestation	93	Note 9: Current/non-current assets – other financial assets
78	Independent auditor’s report	93	Note 10: Restricted assets
79	Historic Houses Trust of New South Wales statutory financial statements	94	Note 11: Non-current assets – property, plant and equipment
80	Statement of comprehensive income	98	Note 12: Capital works in progress
81	Statement of financial position	98	Note 13: Intangible assets
82	Statement of changes in equity	98	Note 14: Current/non-current liabilities
83	Statement of cash flows	98	Note 15: Non-current liabilities
84	Notes to and forming part of the financial statements	99	Note 16: Changes in equity
84	Note 1: Summary of significant accounting policies	100	Note 17: Controlled entities
90	Note 2: Expenses excluding losses	101	Note 18: Reconciliation of cash flows from operating activities to net cost of services
91	Note 3: Revenue	101	Note 19: Financial instruments
92	Note 4: Gain/(loss) on disposal	107	Note 20: Non-cash financing and investing activities
92	Note 5: Acceptance by the Crown entity of employee benefits and other liabilities	107	Note 21: Commitments for expenditure
92	Note 6: Current assets – cash and cash equivalents	108	Note 22: Internal audit
93	Note 7: Current assets – receivables	108	Note 23: Contingent liabilities
93	Note 8: Current assets – inventories	108	Note 24: Post balance date events

## Internal audit and risk management attestation

FOR THE 2009–10 FINANCIAL YEAR  
FOR THE HISTORIC HOUSES TRUST OF NEW SOUTH WALES

The Historic Houses Trust of New South Wales (the HHT) Board of Trustees is of the opinion that the HHT has now, or will shortly introduce, internal audit and risk management processes that are, or will be, in all material respects, compliant with the core requirements set out in Treasury Circular NSW TC 09/08 *Internal Audit and Risk Management Policy*.

The HHT Board of Trustees is of the opinion that the HHT Audit and Risk Committee, formerly the HHT Finance and Audit Committee, is constituted and operates in accordance with the independence and governance requirements of Treasury Circular NSW TC 09/08 through the Communities NSW Audit and Risk Committee framework. The Chair and Members of the Audit and Risk committee are:

- > Martyn Mitchell – Chair, HHT Trustee (Term 2: February 2009 – current)
- > Bruce Hambrett – HHT Trustee (Term 1: February 2009 – current)
- > Michael Rose – HHT Trustee (Term 1: August 2010 – current)

These processes provide a level of assurance that enables the senior management of the HHT to understand, manage and satisfactorily control risk exposures.

In accordance with a resolution of the HHT Board of Trustees.



**Michael Rose**  
Chairman

20 October 2010

## Independent auditor's report

HISTORIC HOUSES TRUST OF NEW SOUTH WALES AND CONTROLLED ENTITIES



GPO BOX 12  
SYDNEY NSW 2001

### To Members of the New South Wales Parliament

I have audited the accompanying financial statements of the Historic Houses Trust of New South Wales (the Trust), which comprise the statement of financial position as at 30 June 2010, the statement of comprehensive income, statement of changes in equity and statement of cash flows for the year then ended, a summary of significant accounting policies and other explanatory notes for both the Trust and the consolidated entity. The consolidated entity comprises the Trust and the entities it controlled at the year's end or from time to time during the financial year.

### Auditor's Opinion

In my opinion, the financial statements:

- > present fairly, in all material respects, the financial position of the Trust and the consolidated entity as at 30 June 2010, and of their financial performance for the year then ended in accordance with Australian Accounting Standards (including the Australian Accounting Interpretations)
- > are in accordance with section 41B of the *Public Finance and Audit Act 1983* (the PF&A Act) and the Public Finance and Audit Regulation 2010.

My opinion should be read in conjunction with the rest of this report.

### Trustees' Responsibility for the Financial Statements

The Trustees are responsible for the preparation and fair presentation of the financial statements in accordance with Australian Accounting Standards (including the Australian Accounting Interpretations) and the PF&A Act. This responsibility includes establishing and maintaining internal controls relevant to the preparation and fair presentation of financial statements that are free from material misstatement, whether due to fraud or error; selecting and applying appropriate accounting policies; and making accounting estimates that are reasonable in the circumstances.

### Auditor's Responsibility

My responsibility is to express an opinion on the financial statements based on my audit. I conducted my audit in accordance with Australian Auditing Standards. These Auditing Standards require that I comply with relevant ethical requirements relating to audit engagements and plan and perform the audit to obtain reasonable assurance whether the financial report is free from material misstatement.

An audit involves performing procedures to obtain audit evidence about the amounts and disclosures in the financial statements. The procedures selected depend on the auditor's judgement, including the assessment of the risks of material misstatement of the financial statements, whether due to fraud or error. In making those risk assessments, the auditor considers internal controls relevant to the entity's preparation and fair presentation of the financial statements in order to design audit procedures that are appropriate in the circumstances, but not for the purpose of expressing an opinion on the effectiveness of the entity's internal controls. An audit also includes evaluating the appropriateness of accounting policies used and the reasonableness of accounting estimates made by the Trustees, as well as evaluating the overall presentation of the financial statements.

I believe the audit evidence I have obtained is sufficient and appropriate to provide a basis for my audit opinion.

My opinion does *not* provide assurance:

- > about the future viability of the Trust or consolidated entity
- > that they have carried out their activities effectively, efficiently and economically
- > about the effectiveness of their internal controls.

### Independence

In conducting this audit, the Audit Office of New South Wales has complied with the independence requirements of the Australian Auditing Standards and other relevant ethical requirements. The PF&A Act further promotes independence by:

- > providing that only Parliament, and not the executive government, can remove an Auditor-General
- > mandating the Auditor-General as auditor of public sector agencies, but precluding the provision of non-audit services, thus ensuring the Auditor-General and the Audit Office of New South Wales are not compromised in their role by the possibility of losing clients or income.

A handwritten signature in black ink, appearing to read 'S. Martin'.

Steven Martin  
Director, Financial Audit Services

20 October 2010  
Sydney

## Historic Houses Trust of New South Wales statutory financial statements

FOR THE YEAR ENDED 30 JUNE 2010

STATEMENT IN ACCORDANCE WITH SECTION 41C(1C) OF THE *PUBLIC FINANCE AND AUDIT ACT, 1983*

Pursuant to Section 41C (1C) of the *Public Finance and Audit Act 1983*, and, in accordance with a resolution of the Board of Trustees of the Historic Houses Trust of New South Wales, we state that:

- a) The accompanying financial statements have been prepared in accordance with the provisions of the *Public Finance and Audit Act 1983*, the Public Finance and Audit Regulation 2005, applicable Australian Accounting Standards (which includes Australian Accounting Interpretations) and the Treasurer's Directions;
- b) The financial statements and notes thereto exhibit a true and fair view of the financial position as at 30 June 2010 and the results of their operations for the year ended on that date;
- c) At the date of signing we are not aware of any circumstances which would render the financial statements misleading or inaccurate.



Michael Rose  
Chairman



Kate Clark  
Director

Dated this 20th day of October 2010

## Statement of comprehensive income

FOR THE YEAR ENDED 30 JUNE 2010

	Notes	Consolidated Group		Parent Entity	
		Actual 2010 \$'000	Actual 2009 \$'000	Actual 2010 \$'000	Actual 2009 \$'000
<b>EXPENSES EXCLUDING LOSSES</b>					
<b>Operating expenses</b>					
Employee related	2(a)	16,901	16,175	16,901	16,175
Other operating expenses	2(b)	9,007	9,589	8,828	9,454
Depreciation and amortisation	2 (c)	1,267	1,560	1,267	1,560
<b>Total expenses excluding losses</b>		<b>27,175</b>	<b>27,324</b>	<b>26,996</b>	<b>27,189</b>
<b>REVENUE</b>					
Sale of goods and services	3(a)	5,344	5,930	5,344	5,930
Investment revenue	3(b)	591	643	512	555
Grants and other contributions	3(c)	22,430	23,399	22,342	23,173
Other revenue	3(d)	254	461	239	446
<b>Total revenue</b>		<b>28,619</b>	<b>30,433</b>	<b>28,437</b>	<b>30,104</b>
Gain/(loss) on disposal	4	(49)	537	(49)	537
<b>SURPLUS/(DEFICIT) FOR THE YEAR</b>		<b>1,395</b>	<b>3,646</b>	<b>1,392</b>	<b>3,452</b>
Other comprehensive income					
Net increase/(decrease) in property, plant and equipment asset revaluation reserve	16	58,107	940	58,107	794
Other comprehensive income for the year		<b>58,107</b>	<b>940</b>	<b>58,107</b>	<b>794</b>
<b>TOTAL COMPREHENSIVE INCOME FOR THE YEAR</b>		<b>59,502</b>	<b>4,586</b>	<b>59,499</b>	<b>4,246</b>

The accompanying notes form part of these financial statements.

## Statement of financial position

AS AT 30 JUNE 2010

	Notes	Consolidated Group		Parent Entity	
		Actual 2010 \$'000	Actual 2009 \$'000	Actual 2010 \$'000	Actual 2009 \$'000
<b>ASSETS</b>					
<b>Current assets</b>					
Cash and cash equivalents	6	4,361	8,569	1,484	6,765
Trade and other receivables	7	783	872	774	906
Inventories	8	787	723	787	723
Financial assets at fair value	9	5,433	2,500	5,433	2,500
<b>Total current assets</b>		<b>11,364</b>	<b>12,664</b>	<b>8,478</b>	<b>10,894</b>
<b>Non-current assets</b>					
Property plant and equipment					
– Land and buildings		271,076	200,976	271,076	200,976
– Plant and equipment		533	1,089	533	1,089
– Collection assets		36,884	35,919	35,976	35,009
<b>Total property, plant and equipment</b>	11	<b>308,493</b>	<b>237,984</b>	<b>307,586</b>	<b>237,074</b>
Capital works in progress	12	4,871	3,239	4,871	3,239
Intangible assets	13	77	129	77	129
Other					
<b>Total non-current assets</b>		<b>313,441</b>	<b>241,352</b>	<b>312,533</b>	<b>240,442</b>
<b>Total assets</b>		<b>324,805</b>	<b>254,016</b>	<b>321,011</b>	<b>251,336</b>
<b>LIABILITIES</b>					
<b>Current liabilities</b>					
Payables	14	3,123	2,372	3,102	2,360
Borrowings	14	–	–	–	1,100
<b>Total current liabilities</b>		<b>3,123</b>	<b>2,372</b>	<b>3,102</b>	<b>3,460</b>
<b>Non-current liabilities</b>					
Payables	15	12	11	12	11
<b>Total non-current liabilities</b>		<b>12</b>	<b>11</b>	<b>12</b>	<b>11</b>
<b>Total liabilities</b>		<b>3,135</b>	<b>2,383</b>	<b>3,114</b>	<b>3,471</b>
<b>NET ASSETS</b>		<b>321,670</b>	<b>251,633</b>	<b>317,897</b>	<b>247,865</b>
<b>EQUITY</b>					
Reserves	16	163,870	105,762	163,634	105,527
Accumulated funds	16	157,800	145,871	154,263	142,338
<b>Total equity</b>		<b>321,670</b>	<b>251,633</b>	<b>317,897</b>	<b>247,865</b>

The accompanying notes form part of these financial statements.

## Statement of changes in equity

FOR THE YEAR ENDED 30 JUNE 2010

	Notes	Consolidated Group		
		Accumulated funds \$'000	Asset revaluation surplus \$'000	Total \$'000
Balance at 1 July 2009		145,871	105,762	251,633
Surplus/(deficit) for the year		1,395	0	1,395
Other comprehensive income				
Increment on revaluation of non-current assets			58,107	58,107
Total comprehensive income		1,395	58,107	59,502
<b>Transactions with owners in their capacity as owners</b>				
Increase/(decrease) in net assets from equity transfers		10,533		10,533
<b>Balance at 30 June 2010</b>	16	<b>157,800</b>	<b>163,870</b>	<b>321,670</b>
Balance at 1 July 2008		142,225	104,822	247,047
Surplus/(deficit) for the year		3,646		3,646
Other comprehensive income				
Increment on revaluation of non-current assets			940	940
Total comprehensive income		3,646	940	4,586
<b>Balance at 30 June 2009</b>		<b>145,871</b>	<b>105,762</b>	<b>251,633</b>

	Notes	Parent Entity		
		Accumulated funds \$'000	Asset revaluation surplus \$'000	Total \$'000
Balance at 1 July 2009		142,338	105,527	247,865
Surplus/(deficit) for the year		1,392		1,392
Other comprehensive income				
Increment on revaluation of non-current assets			58,107	58,107
Total comprehensive income		1,392	58,107	59,499
<b>Transactions with owners in their capacity as owners</b>				
Increase/(decrease) in net assets from equity transfers		10,533		10,533
<b>Balance at 30 June 2010</b>	16	<b>154,263</b>	<b>163,634</b>	<b>317,897</b>
Balance at 1 July 2008		138,886	104,733	243,619
Surplus for the year		3,452		3,452
Increment on revaluation of non-current assets			794	794
Total comprehensive income		3,452	794	4,246
<b>Balance at 30 June 2009</b>		<b>142,338</b>	<b>105,527</b>	<b>247,865</b>

The accompanying notes form part of these financial statements.

## Statement of cash flows

FOR THE YEAR ENDED 30 JUNE 2010

	Notes	Consolidated Group		Parent Entity	
		Actual 2010 \$'000	Actual 2009 \$'000	Actual 2010 \$'000	Actual 2009 \$'000
<b>CASH FLOWS FROM OPERATING ACTIVITIES</b>					
<b>Payments</b>					
Employee related		(16,901)	(16,478)	(16,901)	(16,393)
Other		(8,256)	(10,125)	(8,087)	(10,120)
<b>Total payments</b>		<b>(25,157)</b>	<b>(26,603)</b>	<b>(24,988)</b>	<b>(26,513)</b>
<b>Receipts</b>					
Sale of goods and services		5,369	6,140	5,412	6,125
Interest received		591	423	512	333
Grants and contributions		1,297	–	1,209	–
Other		253	110	239	107
<b>Total receipts</b>		<b>7,510</b>	<b>6,673</b>	<b>7,372</b>	<b>6,565</b>
<b>Cash flows from government</b>					
Recurrent appropriation		19,086	19,755	19,086	19,531
Capital appropriation		2,047	3,391	2,047	3,391
<b>Net cash flows from government</b>		<b>21,133</b>	<b>23,146</b>	<b>21,133</b>	<b>22,922</b>
<b>NET CASH FLOWS FROM OPERATING ACTIVITIES</b>	<b>18</b>	<b>3,486</b>	<b>3,216</b>	<b>3,517</b>	<b>2,974</b>
<b>CASH FLOWS FROM INVESTING ACTIVITIES</b>					
Proceeds/expenditure from sale of property, plant and equipment		0	1,609	0	1,609
Purchases of land and buildings, plant and equipment and infrastructure systems		(4,761)	(3,625)	(4,765)	(3,625)
Purchases of investments		(2,933)	–	(2,933)	–
<b>NET CASH FLOWS FROM INVESTING ACTIVITIES</b>		<b>(7,694)</b>	<b>(2,016)</b>	<b>(7,698)</b>	<b>(2,016)</b>
<b>CASH FLOWS FROM FINANCING ACTIVITIES</b>					
Repayment of borrowings and advances		0	0	(1,100)	–
<b>NET CASH FLOWS FROM FINANCING ACTIVITIES</b>		<b>0</b>	<b>0</b>	<b>(1,100)</b>	<b>0</b>
<b>NET INCREASE/(DECREASE) IN CASH</b>		<b>(4,208)</b>	<b>1,200</b>	<b>(5,281)</b>	<b>958</b>
Opening cash and cash equivalents		8,569	7,369	6,765	5,807
<b>CLOSING CASH AND CASH EQUIVALENTS</b>	<b>6</b>	<b>4,361</b>	<b>8,569</b>	<b>1,484</b>	<b>6,765</b>

The accompanying notes form part of these financial statements.

## Notes to and forming part of the financial statements

FOR THE YEAR ENDED 30 JUNE 2010

### 1 SUMMARY OF SIGNIFICANT ACCOUNTING POLICIES

#### a) Reporting entity

The Historic Houses Trust of New South Wales (HHT), as a reporting entity, is a non-budget dependant statutory body of the NSW State Government. The HHT is a not-for-profit entity (as profit is not its principal objective) and it has no cash generating units. The HHT is endorsed as a Deductible Gift Recipient under items 1 and 4 of the table in Section 30-15 and Subdivision 30-D of the *Income Tax Assessment Act 1997*. The HHT is registered as a public museum under the Act and is registered for GST. The financial report covers the consolidated group (the Trust) and the HHT as an individual parent entity. The controlled entities are:

##### i) The Rouse Hill Hamilton Collections Pty Ltd

The sole purpose of the Rouse Hill Hamilton Collections Pty Ltd is to act as the Trustee of the Hamilton Rouse Hill Trust and it has never traded in its own right.

The Company has issued two \$1 fully paid shares. The HHT holds one share and Peter Watts in his capacity as the former Director of HHT held the other share from 01 July 2008 to 19 October 2008, Kate Clark in her capacity as Director of the HHT has held the other share from 20 October 2008. There were no financial transactions in this financial year.

##### ii) The Hamilton Rouse Hill Trust

The Hamilton Rouse Hill Trust was established on 27 October 1994 and holds collection items in and about Rouse Hill House. These were revalued during the year ended 30 June 2010.

##### iii) Foundation for the Historic Houses Trust of New South Wales Limited

The Foundation for the Historic Houses Trust of New South Wales Limited was established for the sole purpose to act as Trustee to the Foundation for the Historic Houses Trust of New South Wales and has never traded in its own right. There were no financial transactions for the year.

##### iv) Foundation for the Historic Houses Trust of New South Wales

The Foundation for the Historic Houses Trust of New South Wales was established for the promotion, advancement and development of the museums under the care, custody and control of the HHT. The consolidated report has been authorised for issue by the Board of Trustees on Wednesday 20 October 2010. It is consolidated as part of the NSW Total State Sector Accounts.

#### b) Basis of preparation

The Trust's financial report is a general purpose financial report, which has been prepared in accordance with:

- > applicable Treasury guidelines and Australian Accounting Standards (which include Australian Accounting Interpretations)
- > the requirements for the *Public Finance and Audit Act 1983*
- > the requirements of the *Public Finance and Audit Regulation 2010*.

The following is a summary of the material accounting policies adopted by the consolidated group in the preparation of the financial report. The Treasury guidelines and accounting policies have been consistently applied, unless otherwise stated.

Property, plant and equipment, collection assets and financial assets at 'fair value through profit or loss' and available for sale are measured at fair value. Other financial report items are prepared in accordance with the historical cost convention.

Judgements, key assumptions and estimations made by management are disclosed in the relevant notes to the financial report.

All amounts are rounded to the nearest one thousand dollars and are expressed in Australian currency.

#### Accounting Standards issued but not yet effective to the operational requirement of HHT

The Trust did not early adopt any new accounting standards and interpretations that were not yet effective at the date of authorisation of the financial report.

The Trust has assessed the impact of these new standards and interpretations and considers the impact to be insignificant.

#### c) Principles of consolidation

A controlled entity is any entity that the Trust has the power to control the financial and operating policies of so as to obtain benefits from its activities.

All controlled entities have a June financial year-end. All intercompany balances and transactions between entities in the consolidated group, including any unrealised profits or losses, have been eliminated on consolidation. Accounting policies of controlled entities have been changed where necessary to ensure consistencies with those policies applied by the parent entity.

## NOTES TO AND FORMING PART OF THE FINANCIAL STATEMENTS FOR THE YEAR ENDED 30 JUNE 2010

Where controlled entities have entered or left the consolidated group during the year, their operating results have been included/excluded from the date control was obtained or until the date control ceased.

**d) Statement of compliance**

The consolidated and parent entity financial statements and notes comply with Australian Accounting Standards, which include Australian Accounting Interpretations.

**e) Income recognition**

Income is measured at the fair value of the consideration or contribution received or receivable. Additional comments regarding the accounting policies for the recognition of income are discussed below:

**i) Parliamentary appropriations and contributions**

Parliamentary appropriations and contributions from other bodies (including grants and donations) are generally recognised as income when the Trust obtains control over the assets comprising the appropriations/contributions. Control over appropriations and contributions is normally obtained upon the receipt of cash.

**(ii) Sale of goods**

Revenue from the sale of goods is recognised as revenue when the Trust transfers the significant risks and rewards of ownership of the assets.

**iii) Rendering of services**

Revenue is recognised when the service is provided. Royalty revenue is recognised in accordance with AASB 118 *Revenue* on an accrual basis in accordance with the substance of the relevant agreement.

**a. Investment income**

Interest income is recognised using the effective interest method as set out in AASB 139 *Financial Instruments: Recognition and Measurement*. TCorp Hour-Glass distributions are recognised in accordance with AASB 118 when the Trust's right to receive payment is established.

**b. Grants and contributions**

Grants and contributions include donations and grants from Communities NSW (CNSW), formerly known as Department of Arts, Sports and Recreation (DASR). They are generally recognised as income when the Trust obtains control over the assets comprising the grants

and contributions. Control over grants and contributions is normally obtained when the obligations relating to the receipt have been met and, in the case of donations, on receipt of cash.

**f) Personnel services and other provisions****i) Personnel services arrangements**

The HHT and DASR entered into a Memorandum of Understanding (MoU) effective from 1 July 2006, which sets out the arrangements for employment and payment of staff working at the HHT. Since 1 July 2009, HHT staff have been considered employees of CNSW, and the 2006 MoU with DASR remains effective. All payments to personnel and related obligations continue in the DASR name and ABN and are classified as 'Personnel Services' costs in these financial statements.

Note that with effect from 1 July 2010 all payments to personnel and related obligations will be made in the name of 'Communities NSW' along with a new ABN.

**(ii) Personnel services – salaries and wages, annual leave, sick leave and on-costs**

Based on the 2006 MoU with DASR, liabilities for personnel services are stated as liabilities to the service provider DASR. Salaries and wages (including non-monetary benefits), annual leave and paid sick leave that fall due wholly within 12 months of the reporting date are recognised and measured in respect of employees' services up to the reporting date at undiscounted amounts based on the amounts expected to be paid when the liabilities are settled.

If applicable, long-term annual leave that is not expected to be taken within 12 months is measured at present value in accordance with AASB 119 *Employee Benefits*. Market yields on government bonds are used to discount long-term annual leave.

Unused non-vesting sick leave does not give rise to a liability, as it is not considered probable that sick leave taken in the future will be greater than the benefits accrued in the future.

The outstanding amounts of payroll tax, workers' compensation insurance premiums and fringe benefits tax, which are consequential to the provision of personnel services by DASR, are recognised as liabilities and expenses where the personnel services to which they relate have been recognised.

NOTES TO AND FORMING PART OF THE FINANCIAL STATEMENTS FOR THE YEAR ENDED 30 JUNE 2010

**iii) Long service leave and superannuation**

In the financial statements of DASR, the liabilities for long service leave and defined benefit superannuation are assumed by the Crown entity. Consequently the Trust accounts the equivalent expense and income in its financial statements to reflect this provision of personnel services.

Long service leave is measured at present value in accordance with AASB 119 *Employee Benefits*. This is based on the application of certain factors, specified by NSW Treasury, to employees with five or more years of service, using current rates of pay. These factors were determined based on an actuarial review to approximate present value.

The superannuation expense for the financial year is determined by using the formulae specified in the Treasury Circular TC09/01. The expense for certain superannuation schemes (ie Basic Benefit and First State Super), is calculated as a percentage of the employees' salary. For other superannuation schemes (ie State Superannuation Scheme and State Authorities Superannuation Scheme), the expense is calculated as a multiple of the employees' superannuation contributions.

**g) Insurance**

The Trust's insurance activities are conducted through the NSW Treasury Managed Fund Scheme of self-insurance for government agencies. The expense (premium) is determined by the Fund Manager based on past claim experience.

**h) Accounting for the Goods and Services Tax (GST)**

Income, expenses and assets are recognised net of the amount of GST, except where:

- > the amount of GST incurred by the Trust as a purchaser that is not recoverable from the Australian Taxation Office is recognised as part of the cost of acquisition of an asset or as part of an item of expense and
- > receivables and payables are stated with the amount of GST included.

Cash flows are included in the statement of cash flows on a gross basis. However, the GST component of the cash flows arising from investing and financing activities which is recoverable or payable to the Australian Taxation Office is classified as operating cash flows.

**i) Assets**

**i) Acquisition of assets**

The cost method of accounting is used for the initial recording of all acquisitions of assets controlled by the Trust. Cost is the amount of cash or cash equivalents paid or the fair value of the other consideration given to acquire the asset at the time of its acquisition or construction or where applicable the amount attributed to that asset when initially recognised in accordance with the specific requirements of other Australian Accounting Standards.

Gifts or artworks or works acquired at no cost, or for nominal consideration, are initially recognised at their fair value at the date of acquisition and brought to account as assets and revenues for the period.

Fair value is the amount for which an asset could be exchanged between knowledgeable, willing parties in an arm's length transaction.

Where payment for an asset is deferred beyond normal credit terms, its cost is the cash price equivalent, ie the deferred payment amount is effectively discounted at an asset-specific rate.

**ii) Capitalisation thresholds**

Property, plant and equipment, and intangible assets costing \$5000 and above individually (or forming part of a network costing more than \$5000) are capitalised.

**iii) Revaluation of property, plant and equipment**

Physical non-current assets are valued in accordance with the 'Valuation of Physical Non-Current Assets at Fair Value' Policy and Guidelines Paper (TPP07-1). This policy adopts fair value in accordance with AASB 116 *Property, Plant and Equipment*.

Property, plant and equipment is measured on an existing use basis, where there are no feasible alternative uses in the existing natural, legal, financial and socio-political environment. However, in the limited circumstances where there are feasible alternative uses, assets are valued at their highest and best use.

## NOTES TO AND FORMING PART OF THE FINANCIAL STATEMENTS FOR THE YEAR ENDED 30 JUNE 2010

Fair value of property, plant and equipment is determined based on the best available market evidence, including current market selling prices for the same or similar assets. Where there is no available market evidence, the asset's fair value is measured at its market-buying price, the best indicator of which is depreciated replacement cost.

The Trust revalues each class of property, plant and equipment at least every five years or with sufficient regularity to ensure that the carrying amount of each asset in the class does not differ materially from its fair value at reporting date. Details of the last revaluations are shown at Note 11 and were based on independent assessments completed by the Land and Property Management Authority.

Non-specialised assets with short useful lives are measured at depreciated historical cost, as a surrogate for fair value.

When revaluing non-current assets by reference to current prices for assets newer than those being revalued (adjusted to reflect the present condition of the assets), the gross amount and the related accumulated depreciation are separately restated.

For other assets, any balances of accumulated depreciation at the revaluation date in respect of those assets are credited to the asset accounts to which they relate. The net asset accounts are then increased or decreased by the revaluation increments or decrements.

Revaluation increments are credited directly to the asset revaluation reserve, except that, to the extent that an increment reverses a revaluation decrement in respect of that class of asset previously recognised as an expense in the surplus/deficit, the increment is recognised immediately as revenue in the surplus/deficit.

Revaluation decrements are recognised immediately as expenses in the surplus/deficit, except that, to the extent that a credit balance exists in the asset revaluation reserve in respect of the same class of assets, they are debited directly to the asset revaluation reserve.

As a not-for-profit entity, revaluation increments and decrements are offset against one another within a class of non-current assets, but not otherwise.

Where an asset that has previously been revalued is disposed of, any balance remaining in the asset revaluation reserve in respect of that asset is transferred to accumulated funds.

**iv) Impairment of property, plant and equipment**

As a not-for-profit entity with no cash-generating units, the Trust is effectively exempted from AASB 136 *Impairment of Assets* and impairment testing. This is because AASB 136 modifies the recoverable amount test to the higher of fair value less costs to sell and depreciated replacement cost. This means that, for an asset already measured at fair value, impairment can only arise if selling costs are material. Selling costs are regarded as immaterial.

**v) Disposal of assets**

Where assets are considered to be impaired, fair value declines below cost for 'available for sale' when its book value exceeds some measure of its fair value. The impairment is recorded by reducing the book value of the asset and debiting an expense which would create a 'write-off' in HHT's accounts. The impairment loss and the total decline in value since initial recognition is recognised in the statement of comprehensive income.

An accounting policy choice was made to establish a precedent for future years and write off assets when the future economic benefit drops below depreciated historical cost and no longer satisfies the definition of an asset.

**vi) Assets not able to be reliably measured**

The Trust does not hold any assets other than those recognised in the statement of financial position.

**vii) Depreciation of property, plant and equipment**

Except for certain heritage assets, depreciation is provided for on a straight-line basis for all depreciable assets so as to write off the depreciable amount of each asset as it is consumed over its useful life to the Trust.

All material separately identifiable component assets are depreciated over their shorter useful lives.

Land is not a depreciable asset. Certain heritage assets have an extremely long useful life, including original artworks and collections and heritage buildings. Depreciation for those items cannot be reliably measured because the useful life and the net amount to be recovered at the end of the useful life cannot be reliably measured. In these cases, depreciation is not recognised. The decision not to recognise depreciation for these assets is reviewed annually.

NOTES TO AND FORMING PART OF THE FINANCIAL STATEMENTS FOR THE YEAR ENDED 30 JUNE 2010

The estimated useful life of items are as follows:

- > non-heritage buildings – 40 to 50 years
- > computer equipment and major software – 4 years
- > mechanical and electronic office equipment – 7 years
- > electronic equipment – 7 years
- > radio communications equipment – 7 years
- > telephone installations – 5 years
- > office fittings – 10 years
- > miscellaneous tools and equipment – 7 years
- > mobile plant – 10 years

The estimated useful lives are reviewed annually to ensure they reflect the assets' current useful life and residual values.

**viii) Maintenance**

Day-to-day servicing costs or maintenance are charged as expenses as incurred, except where they relate to the replacement of a part or component of an asset, in which case the costs are capitalised and depreciated.

**ix) Leased assets**

A distinction is made between finance leases which effectively transfer from the lessor to the lessee substantially all the risks and benefits incidental to ownership of the leased assets, and operating leases under which the lessor effectively retains all such risks and benefits.

Where a non-current asset is acquired by means of a finance lease, the asset is recognised at its fair value at the commencement of the lease term. The corresponding liability is established at the same amount. Lease payments are allocated between the principal component and the interest expense. Operating lease payments are charged to the income statement in the periods in which they are incurred.

**x) Intangible assets**

The Trust recognises intangible assets only if it is probable that future economic benefits will flow to the Trust and the cost of the asset can be measured reliably. Intangible assets are measured initially at cost. Where an asset is acquired at no or nominal cost, the cost is its fair value as at the date of acquisition.

The useful lives of intangible assets are assessed to be finite. Intangible assets are subsequently measured at fair value only if there is an active market. As there is no active market for the Trust's intangible assets, the assets are carried at cost less any accumulated depreciation.

The Trust's intangible assets (software) are amortised using the straight-line method over a period of four years.

Intangible assets are tested for impairment where an indicator of impairment exists. If the recoverable amount is less than its carrying amount the carrying amount is reduced to recoverable amount and the reduction is recognised as an impairment loss.

**j) Inventories**

Inventories held for distribution are stated at cost, adjusted when applicable, for any loss of service potential. A loss of service potential is identified and measured based on the existence of a current replacement cost that is lower than the carrying amount.

The Trust does not have any inventories acquired at no cost or for nominal consideration.

**k) Financial instruments**

The Trust's principal financial instruments policies are outlined below. These financial instruments arise directly from the Trust's operations and are required to finance its operations. The Trust does not enter into or trade financial instruments for speculative purposes and does not use financial derivatives.

**i) Cash and cash equivalents**

Cash comprises cash on hand and bank balances. Interest is earned on daily bank balances and paid monthly at the normal commercial rate.

**ii) Loans and receivables**

Loans and receivables are non-derivative financial assets with fixed or determinable payments that are not quoted in an active market. These financial assets are recognised initially at fair value, usually based on the transaction cost or face value. Subsequent measurement is at amortised cost using the effective interest method, less an allowance for any impairment or receivables. Collectability of trade debtors is reviewed on an ongoing basis. Debts which are known to be uncollectible are written off. Any changes are accounted for in the income statement when impaired, derecognised or through the amortisation process.

Short-term receivables with no stated interest rate are measured at the original invoice amount where the effect of discounting is immaterial. The credit risk is the carrying amount (net of any allowance for impairment). No interest is earned on trade debtors. The carrying amount approximates fair value.

## NOTES TO AND FORMING PART OF THE FINANCIAL STATEMENTS FOR THE YEAR ENDED 30 JUNE 2010

**iii) Investments**

Investments are initially recognised at fair value plus, in the case of investments not at fair value through profit or loss, transaction costs. The Trust determines the classification of its financial assets after initial recognition and, when allowed and appropriate, re-evaluates this at each financial year end.

**l) Liabilities****i) Payables**

These amounts represent liabilities for goods and services provided to the Trust and other amounts. Payables are recognised initially at fair value, usually based on the transaction cost or face value. Short-term payables with no stated interest rate are measured at the original invoice amount where the effect of discounting is immaterial.

**ii) Employee benefits and other provisions****a. Salaries and wages, annual leave, sick leave and on-costs**

Liabilities for salaries and wages (including non-monetary benefits), annual leave and paid sick leave that fall due wholly within 12 months of the reporting date are recognised and measured in respect of employees' service up to the reporting date at undiscounted amounts based on the amounts expected to be paid when the liabilities are settled.

Long-term annual leave that is not expected to be taken within 12 months is measured at present value in accordance with AASB 119 *Employee Benefits*.

Unused non-vesting sick leave does not give rise to a liability as it is not considered probable that sick leave taken in the future will be greater than the benefits accrued in the future.

The outstanding amounts of payroll tax, workers' compensation insurance premiums and fringe benefits tax, which are consequential to employment, are recognised as liabilities and expenses where the employee benefits to which they relate have been recognised.

**b. Long service leave and superannuation**

The Trust's liabilities for long service leave and defined benefit superannuation are assumed by the Crown entity. The Trust accounts for the liability as having been extinguished, resulting in the amount assumed being shown as part of the non-monetary revenue item described as

'Personnel service benefits and liabilities provided free of charge by DASR'.

Long service leave is measured at present value in accordance with AASB 119 *Employee Benefits*. This is based on the application of certain factors (specified in NSWTC 09/04) to employees with five or more years of service, using current rates of pay. These factors were determined based on an actuarial review to approximate present value.

**m) Special funds**

The Trust receives moneys and gifts of property subject to restrictions. The aggregate of these contributions received for the year has been stated as revenues. These revenues are provided for expenditure in the current year and future years. Any revenues unspent in the current year have been carried forward for appropriate expenditure in future years.

**n) Trustee benefits**

No Trustee of the Trust has entered into a material contract with the HHT or the consolidated entity since the end of the previous financial period and there are no material contracts involving Trustees' interests existing at the end of the period.

**o) Taxation status**

The activities of the Trust are exempt of income tax. The Trust is registered for GST purposes and has gift deductible recipient status.

**p) Services provided at no cost**

Where material contributions are made to the Trust at no charge an expense is recorded in the accounts to reflect activities at the Trust and is offset by an equivalent revenue entry.

**q) Comparative information**

Except when an Australian Accounting Standard permits or requires otherwise, comparative information is disclosed in respect of the previous period for all amounts reported in the financial statements.

## NOTES TO AND FORMING PART OF THE FINANCIAL STATEMENTS FOR THE YEAR ENDED 30 JUNE 2010

	Notes	Consolidated Group		Parent Entity	
		2010 \$'000	2009 \$'000	2010 \$'000	2009 \$'000
<b>2 EXPENSES EXCLUDING LOSSES</b>					
<b>a) Personnel service expenses</b>					
Personnel services (including recreation leave)		14,301	13,788	14,301	13,788
Superannuation – defined benefit plans		84	111	84	111
Superannuation – defined contribution plans		1,156	1,090	1,156	1,090
Long service leave		234	(53)	234	(53)
Workers' compensation insurance		200	229	200	229
Payroll tax on superannuation – defined benefit plan		5	6	5	6
Payroll tax and fringe benefit tax		921	1,004	921	1,004
		<b>16,901</b>	<b>16,175</b>	<b>16,901</b>	<b>16,175</b>
<b>b) Other operating expenses</b>					
Advertising and publicity		600	676	600	676
Auditors' remuneration		92	65	84	57
Bad debts		–	–	–	–
Books, publications and subscriptions		66	54	66	54
Contract cleaning		652	659	652	659
Contract staff		512	438	512	438
Cost of sales		529	473	529	473
Entertainment and catering expenses		47	70	47	70
Exhibition fees and related costs		475	440	475	440
Fees for services rendered		471	318	471	318
Gas and electricity		527	450	527	450
Insurance		218	216	218	216
Maintenance		1,917	2,375	1,917	2,375
Maintenance contracts		42	41	42	41
Marketing and promotion		529	534	529	534
Motor vehicle running costs		152	224	152	224
Operating lease rental expense		201	208	201	208
Other expenses		626	601	455	474
Postage		51	85	51	85
Printing		112	137	112	137
Public programs		388	397	388	397
Rates		84	270	84	270
Stores and IT maintenance		414	571	414	571
Telecommunications		217	192	217	192
Travel and accommodation		83	95	83	95
		<b>9,007</b>	<b>9,589</b>	<b>8,828</b>	<b>9,454</b>
<i>Reconciliation – total maintenance</i>					
Maintenance expense as above		1,959	2,416	1,959	2,416
Employee-related maintenance expense included in Note 2(a) (Maintenance details provided by HR)		807	844	807	844
<b>Total maintenance included in Notes 2(a) and 2(b)</b>		<b>2,766</b>	<b>3,260</b>	<b>2,766</b>	<b>3,260</b>

## NOTES TO AND FORMING PART OF THE FINANCIAL STATEMENTS FOR THE YEAR ENDED 30 JUNE 2010

	Notes	Consolidated Group		Parent Entity	
		2010 \$'000	2009 \$'000	2010 \$'000	2009 \$'000
<b>c) Depreciation and amortisation expense</b>					
Buildings		855	1,134	855	1,134
Plant and equipment		360	386	360	386
Intangibles		52	40	52	40
		<b>1,267</b>	<b>1,560</b>	<b>1,267</b>	<b>1,560</b>
<b>3 REVENUE</b>					
<b>a) Sale of goods and services</b>					
<b>Sale of goods</b>					
Merchandise, book and publication sales		1,030	916	1,030	916
<b>Rendering of services</b>					
Admission fees		1,473	1,428	1,473	1,428
Special activities and openings		894	940	894	940
Venue hire and catering		1,180	1,398	1,180	1,398
Rental – commercial activities		697	1,117	697	1,117
Filming and photography		70	131	70	131
		<b>4,314</b>	<b>5,014</b>	<b>4,314</b>	<b>5,014</b>
		<b>5,344</b>	<b>5,930</b>	<b>5,344</b>	<b>5,930</b>
<b>b) Investment income</b>					
TCorp Hour-Glass Investment facilities		560	541	485	458
Other investments		31	102	27	97
		<b>591</b>	<b>643</b>	<b>512</b>	<b>555</b>
<b>c) Grants and contributions</b>					
From CNSW:					
Recurrent grants		19,086	19,230	19,086	19,230
Capital grants		2,047	3,391	2,047	3,391
Personnel service benefits and liabilities provided free of charge by DASR	5	323	64	323	64
		<b>21,456</b>	<b>22,685</b>	<b>21,456</b>	<b>22,685</b>
<b>From other institutions and individuals</b>					
Donations – cash		342	271	306	47
Sponsorship – cash		142	127	90	125
Grants – other		352	130	352	130
Sponsorship – in kind	20	137	128	137	128
Donations – in kind	11 & 20	1	58	1	58
Services provided at no charge	20	–	–	–	–
		<b>974</b>	<b>714</b>	<b>886</b>	<b>488</b>
		<b>22,430</b>	<b>23,399</b>	<b>22,342</b>	<b>23,173</b>
<b>d) Other income</b>					
Other income		254	461	239	446
		<b>254</b>	<b>461</b>	<b>239</b>	<b>446</b>
<b>TOTAL RECURRENT REVENUE</b>		<b>28,619</b>	<b>30,433</b>	<b>28,437</b>	<b>30,104</b>

## NOTES TO AND FORMING PART OF THE FINANCIAL STATEMENTS FOR THE YEAR ENDED 30 JUNE 2010

Notes	Consolidated Group		Parent Entity	
	2010 \$'000	2009 \$'000	2010 \$'000	2009 \$'000
<b>4 GAIN/(LOSS) ON DISPOSAL</b>				
Property, plant and equipment	(326)	537	(326)	537
	(326)	537	(326)	537
<b>Other gains/(losses)</b>				
Property plant equip revaluation				
Investment prop revaluation				
Assets held for sale				
Other gains/losses	277	0	277	0
	277	0	277	0

**Other gains/losses (previously unrecognised assets)**

Some assets in previous years were coded as expenditure (less than \$5000) which had a value, overstating the asset register. An asset stocktake in financial year 2009–10 highlighted that some of these assets in the asset register did not exist physically. In financial year 2009–10 these assets were deleted from the asset register. Previously unrecognised assets code 4950 was utilised to record the disposal of the previous years' expenditure. This has no impact on the 2009–10 financial year expenditure.

**5 ACCEPTANCE BY THE CROWN ENTITY OF EMPLOYEE BENEFITS AND OTHER LIABILITIES**

Superannuation (defined benefit)	84	111	84	111
Long service leave	234	(53)	234	(53)
Payroll tax	5	6	5	6
Debt and borrowings	–	–	–	–
<b>Other operating expenses</b>	<b>323</b>	<b>64</b>	<b>323</b>	<b>64</b>

**6 CURRENT ASSETS – CASH AND CASH EQUIVALENTS**

Cash at bank and on hand	363	346	260	266
TCorp Hour-Glass cash facility	2,969	5,298	1,224	4,549
Other investments (Term Deposit Mcq& NAB)	1,029	2,925	–	1,950
	4,361	8,569	1,484	6,765
Cash and cash equivalents (per statement of financial position)	4,361	8,569	1,484	6,765
<b>Closing cash and cash equivalents (per statement of cash flows)</b>	<b>4,361</b>	<b>8,569</b>	<b>1,484</b>	<b>6,765</b>

For the purpose of the statement of cash flows, cash and cash equivalents include cash at bank, cash on hand and short-term deposits. Cash and cash equivalent assets recognised in the statement of financial position are reconciled at the end of the financial year to the statement of cash flows as above.

## NOTES TO AND FORMING PART OF THE FINANCIAL STATEMENTS FOR THE YEAR ENDED 30 JUNE 2010

	Notes	Consolidated Group		Parent Entity	
		2010 \$'000	2009 \$'000	2010 \$'000	2009 \$'000
<b>7 CURRENT ASSETS – RECEIVABLES</b>					
Sale of goods and services		286	290	281	290
less allowance for impairment		0	(1)	0	(1)
Accrued income		121	322	117	317
Other receivables		307	198	307	237
Prepayments		69	63	69	63
		<b>783</b>	<b>872</b>	<b>774</b>	<b>906</b>
<i>Movement in the allowance for impairment</i>					
Balance as at 1 July		1	1	1	1
Amounts written off during the year		1	–	1	–
Amount recovered during the year		–	–	–	–
Increase/(decrease) in allowance recognised for profit or loss		–	–	–	–
<b>Balance at 30 June</b>		<b>0</b>	<b>1</b>	<b>0</b>	<b>1</b>
<b>8 CURRENT ASSETS – INVENTORIES</b>					
Held for resale					
Stock on hand-at-cost		787	723	787	723
<b>9 CURRENT/NON-CURRENT ASSETS – OTHER FINANCIAL ASSETS</b>					
Current – other term deposits		5,433	2,500	5,433	2,500
Non-current – other term deposits		–	–	–	–
		<b>5,433</b>	<b>2,500</b>	<b>5,433</b>	<b>2,500</b>
<b>10 RESTRICTED ASSETS</b>					
Investments in the following are restricted-use assets to the extent that they represent bequests and donations held by the Trust to be used in accordance with the deed of trust, caveats or other documents governing these funds.					
Cash and cash equivalents		4,361	6,608	1,484	4,803
Financial assets		5,433	2,500	5,433	2,500
		<b>9,794</b>	<b>9,108</b>	<b>6,917</b>	<b>7,303</b>

NOTES TO AND FORMING PART OF THE FINANCIAL STATEMENTS FOR THE YEAR ENDED 30 JUNE 2010

**11 NON-CURRENT ASSETS – PROPERTY, PLANT AND EQUIPMENT**

**Reconciliation**

A reconciliation of the carrying amount of each class of property and equipment at the beginning and ending of each reporting period is shown below.

	Notes	Consolidated Group		Parent Entity	
		2010 \$'000	2009 \$'000	2010 \$'000	2009 \$'000
<b>Land and buildings</b>					
Gross carrying amount		278,315	213,272	278,315	213,272
Accumulated depreciation and impairment		(7,239)	(12,296)	(7,239)	(12,296)
<b>Land and buildings at fair value</b>		<b>271,076</b>	<b>200,976</b>	<b>271,076</b>	<b>200,976</b>
<b>Plant and equipment</b>					
Gross carrying amount		7,150	8,143	7,150	8,143
Accumulated depreciation and impairment		(6,617)	(7,054)	(6,617)	(7,054)
<b>Plant and equipment at fair value</b>		<b>533</b>	<b>1,089</b>	<b>533</b>	<b>1,089</b>
<b>Collection assets</b>					
Gross carrying amount		36,884	35,919	35,976	35,009
Accumulated depreciation and impairment		–	–	–	–
<b>Collection assets at fair value</b>		<b>36,884</b>	<b>35,919</b>	<b>35,976</b>	<b>35,009</b>
<b>Total property, plant and equipment at fair value</b>		<b>308,493</b>	<b>237,984</b>	<b>307,585</b>	<b>237,074</b>

## NOTES TO AND FORMING PART OF THE FINANCIAL STATEMENTS FOR THE YEAR ENDED 30 JUNE 2010

Consolidated Group	Land and buildings \$'000	Plant and equipment \$'000	Collection assets \$'000	Total \$'000
<b>Year ended 30 June 2010</b>				
Fair value at start of year	200,976	1,089	35,919	237,984
Additions	10,407	150	213	10,770
Contributed assets (donations)	–	–	1	1
Disposals	–	(42)	(7)	(49)
Transfer	3,098	(304)	–	2,794
Depreciation expense	(855)	(360)	–	(1,215)
Net revaluation increments less revaluation decrements	57,450	0	758	58,208
Previously unrecognised	–	–	–	–
<b>Fair value at end of year</b>	<b>271,076</b>	<b>533</b>	<b>36,884</b>	<b>308,493</b>
<b>Year ended 30 June 2009</b>				
Fair value at start of year	201,472	1,311	34,643	237,426
Additions	1,567	170	112	1,849
Contributed assets	–	–	58	58
Disposals	(930)	(4)	(130)	(1,064)
Transfer	–	–	2	2
Depreciation expense	(1,133)	(388)	–	(1,521)
Net revaluation increments less revaluation decrements	–	–	940	940
Previously unrecognised	–	–	294	294
<b>Fair value at end of year</b>	<b>200,976</b>	<b>1,089</b>	<b>35,919</b>	<b>237,984</b>
<b>Parent Entity</b>				
	Land and buildings \$'000	Plant and equipment \$'000	Collection assets \$'000	Total \$'000
<b>Year ended 30 June 2010</b>				
Fair value at start of year	200,976	1,089	35,009	237,074
Additions	10,407	150	215	10,772
Contributed assets (donations)	–	–	1	1
Disposals	–	(42)	(7)	(49)
Transfer	3,098	(304)	–	2,794
Depreciation expense	(855)	(360)	0	(1,215)
Net revaluation increments less revaluation decrements	57,450	–	758	58,208
Previously unrecognised	–	–	–	–
<b>Fair value at end of year</b>	<b>271,076</b>	<b>533</b>	<b>35,976</b>	<b>307,585</b>
<b>Year ended 30 June 2009</b>				
Fair value at start of year	201,472	1,311	33,879	236,662
Additions	1,567	170	112	1,849
Contributed assets	–	–	58	58
Disposals	(930)	(4)	(130)	(1,064)
Transfer	–	–	2	2
Depreciation expense	(1,133)	(388)	0	(1,521)
Net revaluation increments less revaluation decrements	–	–	794	794
Previously unrecognised	–	–	294	294
<b>Fair value at end of year</b>	<b>200,976</b>	<b>1,089</b>	<b>35,009</b>	<b>237,074</b>

NOTES TO AND FORMING PART OF THE FINANCIAL STATEMENTS FOR THE YEAR ENDED 30 JUNE 2010

Accredited valuers from the State Valuation Office valued land and buildings at their fair value as at 30 June 2010. The majority of the properties were valued on depreciated replacement cost, as the properties are specialised properties purpose built with the majority used as museums.

The properties which are to be sold are valued on market-based evidence.

Property	Location	Date valued	Valuation method adopted Jun 2010 (TPP07-01)	Current use 30 Jun 2010	Accredited valuer
1 Hyde Park Barracks	Macquarie St	June 2010	Replacement cost	Museum	Land & Property Management Authority (LPMA)
2 Government House	Macquarie St	June 2010	Replacement cost	Museum	(LPMA)
3 Elizabeth Farm	70 Alice St, Rosehill	June 2010	Replacement cost	Museum	(LPMA)
4 Vaucluse House	Wentworth Rd, Vaucluse	June 2010	Replacement cost	Museum	(LPMA)
5 Wentworth Mausoleum	Chapel Rd, Vaucluse	June 2010	Replacement cost	Museum	(LPMA)
6 Rouse Hill House & Farm	380 Windsor Rd, Rouse Hill	June 2010	Replacement cost	Museum	(LPMA)
7 Rose Seidler House	71 Clissold Rd, Wahroonga	June 2010	Replacement cost	Museum	(LPMA)
8 Elizabeth Bay House	7 Onslow Ave, Elizabeth Bay	June 2010	Replacement cost	Museum	(LPMA)
9 Meroogal	35 West St, Nowra	June 2010	Replacement cost	Museum	(LPMA)
10 The Mint Museum	Queens Square, 10 Macquarie St	June 2010	Replacement cost	Museum	(LPMA)
11 The Mint Head Office	The Mint, 10 Macquarie St	June 2010	Replacement cost	Museum/ office space	(LPMA)
12 Museum of Sydney	37 Phillip St, Sydney	June 2010	Replacement cost	Museum	(LPMA)
13 Young Street Terraces	36–42 Young St, Sydney	June 2010	Market-based evidence	Commercial office space	(LPMA)
14 Nissen hut	4 Somerset St, Belmont, Lake Macquarie	June 2010	Market-based evidence	Museum	(LPMA)
15 Exeter Farm	Cnr Amberlea St and Knightsbridge Ave, Glenwood	June 2010	Market-based evidence	To be sold	(LPMA)
16 Glenfield Farm, Casula	Leacocks Lane, Casula	June 2010	Market-based evidence	To be sold	(LPMA)
17 Justice & Police Museum	8 Phillip St, Circular Quay	June 2010	Replacement cost	Museum	(LPMA)

## NOTES TO AND FORMING PART OF THE FINANCIAL STATEMENTS FOR THE YEAR ENDED 30 JUNE 2010

- (i) The major collection items at each property have been valued by accredited valuers, at their fair value. The remaining collection items were valued internally by expert curatorial staff of the Valuations Committee, which was established by the Finance & Audit Committee.
- (ii) The list below identifies individual property collections valued at 30 June 2010 and earlier, valued by accredited and expert in-house valuers.

## Collections revalued at 30 June 2010

Collection	Date valued	Accredited valuer
Caroline Simpson Library & Research Collection	30 June 2010	Various in-house valuers
Rose Seidler House	30 June 2010	Various in-house valuers
Museum of Sydney	30 June 2010	Various in-house valuers
Justice & Police Museum	30 June 2010	Various in-house valuers
Rouse Hill House & Farm	30 June 2010	Various in-house valuers
Susannah Place Museum	30 June 2010	Various in-house valuers
Archaeology collections	30 June 2010	Various in-house valuers

These values do not differ materially from their fair values at reporting date.

## Collections to be revalued in later years (past 30 June 2010)

Collection	Date valued	Accredited valuer
Hyde Park Barracks Museum	1 June 2006	Adrienne Carlson
Elizabeth Bay House	1 June 2007	Andrew Simpson
Elizabeth Farm	1 June 2007	Andrew Simpson
Vaucluse House	1 June 2007	Andrew Simpson
Meroogal	1 June 2008	Various valuers
Government House	1 June 2008	Various valuers

## NOTES TO AND FORMING PART OF THE FINANCIAL STATEMENTS FOR THE YEAR ENDED 30 JUNE 2010

	Consolidated Group		Parent Entity	
	2010 \$'000	2009 \$'000	2010 \$'000	2009 \$'000
<b>12 CAPITAL WORKS IN PROGRESS</b>				
Buildings	4,871	3,229	4,871	3,229
Collections	–	10	–	10
	<b>4,871</b>	<b>3,239</b>	<b>4,871</b>	<b>3,239</b>
<b>13 INTANGIBLE ASSETS</b>				
<b>Software</b>				
<b>As at 30 June 2010</b>				
Cost	655	654	655	654
Accumulated amortisation and impairment	(578)	(525)	(578)	(525)
<b>Net carrying amount</b>	<b>77</b>	<b>129</b>	<b>77</b>	<b>129</b>
<b>Year ended 30 June 2010</b>				
Fair value at start of year	129	70	129	70
Additions	–	107	–	107
Disposals	–	(8)	–	(8)
Amortisation	(53)	(40)	(53)	(40)
Other movements	–	–	–	–
<b>Net carrying amount at end of year</b>	<b>76</b>	<b>129</b>	<b>76</b>	<b>129</b>
<b>14 CURRENT/NON-CURRENT LIABILITIES</b>				
<b>Payables</b>				
Creditors	724	485	703	473
Revenue received in advance	210	198	210	198
Accrued expenses	678	490	678	490
Recreation leave	1,278	990	1,278	990
Long service leave on-costs	245	220	245	220
	<b>3,135</b>	<b>2,383</b>	<b>3,114</b>	<b>2,371</b>
Current	3,123	2,372	3,102	2,360
Non-current	12	11	12	11
	<b>3,135</b>	<b>2,383</b>	<b>3,114</b>	<b>2,371</b>
<b>Borrowings</b>				
Loan payable	–	–	–	1,100
	–	–	–	<b>1,100</b>
<b>Total liabilities</b>	<b>3,135</b>	<b>2,383</b>	<b>3,114</b>	<b>3,471</b>
<b>15 NON-CURRENT LIABILITIES</b>				
<b>Employee benefits and related costs</b>				
Long service leave on-costs	12	11	12	11

## NOTES TO AND FORMING PART OF THE FINANCIAL STATEMENTS FOR THE YEAR ENDED 30 JUNE 2010

**16 CHANGES IN EQUITY**

Consolidated Group	Accumulated funds total \$'000	Asset revaluation reserve \$'000	Total equity \$'000
<b>Year ended 30 June 2010</b>			
Balance as at 1 July 2009	145,871	105,762	251,633
Increase/(decrease) in net assets from equity transferred	10,533		10,533
Surplus for the year	1,395	0	1,395
Increment on revaluation of non-current assets	–	58,107	58,107
<b>Balance as at 30 June 2010</b>	<b>157,800</b>	<b>163,870</b>	<b>321,670</b>
<b>Year ended 30 June 2009</b>			
Balance as at 1 July 2008	142,225	104,822	247,047
Increase/(decrease) in net assets from equity transferred	–	–	–
Surplus for the year	3,646	–	3,646
Increment on revaluation of non-current assets	–	940	940
Transfers within equity	–	–	–
<b>Balance as at 30 June 2009</b>	<b>145,871</b>	<b>105,762</b>	<b>251,633</b>

Parent Entity	Accumulated funds total \$'000	Asset revaluation reserve \$'000	Total equity \$'000
<b>Year ended 30 June 2010</b>			
Balance as at 1 July 2009	142,338	105,527	247,865
Increase/(decrease) in net assets from equity transferred	10,533		10,533
Surplus for the year	1,392	–	1,392
Increment on revaluation of non-current assets	–	58,107	58,107
Transfers within equity	–	–	0
<b>Balance as at 30 June 2010</b>	<b>154,263</b>	<b>163,634</b>	<b>317,897</b>
<b>Year ended 30 June 2009</b>			
Balance as at 1 July 2008	138,886	104,733	243,619
Surplus for the year	3,452	–	3,452
Increment on revaluation of non-current assets	–	794	794
Transfers within equity	–	–	–
<b>Balance as at 30 June 2009</b>	<b>142,338</b>	<b>105,527</b>	<b>247,865</b>

**Asset revaluation reserve**

The asset revaluation reserve is used to record increments and decrements on the revaluation of non-current assets. This accords with the Trust's policy on the 'Revaluation of Property, Plant and Equipment' as discussed in Note 1(i)(iii).

NOTES TO AND FORMING PART OF THE FINANCIAL STATEMENTS FOR THE YEAR ENDED 30 JUNE 2010

**17 CONTROLLED ENTITIES**

The Foundation for the Historic Houses Trust of New South Wales and the Hamilton Rouse Hill Trust are the only controlled entities with financial transactions this financial year.

A separate financial report is prepared for the Foundation for the Historic Houses Trust of New South Wales. The following is a summary of the Foundation for the Historic Houses Trust of New South Wales financial statement for the financial year.

The Foundation for the Historic Houses Trust of New South Wales had provided the Historic Houses Trust of New South Wales with an interest-free loan of \$1.1m in order to perform conservation works on Glenfield, the first property acquired by the Historic Houses Trust of New South Wales Endangered Houses Fund. The loan was repaid in full to the Foundation for the Historic Houses Trust of New South Wales in June 2010.

Foundation for the Historic Houses Trust of New South Wales	2010 \$'000 Foundation	2009 \$'000 Foundation
Revenues	372	367
Expenses	369	174
<b>Surplus for the year</b>	<b>3</b>	<b>193</b>
Total assets	2,882	2,909
Total liabilities	22	52
<b>Net assets</b>	<b>2,860</b>	<b>2,857</b>
Accumulated funds	2,860	2,857
Distributions to beneficiary – the Historic Houses Trust of New South Wales amounted to	191	40

The Hamilton Rouse Hill Trust	Hamilton Rouse Hill	Hamilton Rouse Hill
Revenues	–	–
Expenses	–	–
<b>Surplus for the year</b>	<b>–</b>	<b>–</b>
Total assets	908	906
Total liabilities	–	–
Net assets	908	906
<b>Accumulated funds</b>	<b>908</b>	<b>906</b>

The balances for the controlled entities reported above are included in the consolidated financial report prepared by the Trust within the relevant line items. The collections were revalued during the financial year 2009–10.

## NOTES TO AND FORMING PART OF THE FINANCIAL STATEMENTS FOR THE YEAR ENDED 30 JUNE 2010

	Consolidated Group		Parent Entity	
	2010 \$'000	2009 \$'000	2010 \$'000	2009 \$'000
<b>18 RECONCILIATION OF CASH FLOWS FROM OPERATING ACTIVITIES TO NET COST OF SERVICES</b>				
Reconciliation of the surplus for the year to net cash flows from operating activities				
Surplus for the year	1,395	3,646	1,392	3,452
Net (gain)/loss on sale of non-current assets	–	(537)	–	(537)
Depreciation	1,267	1,560	1,267	1,560
Distribution paid	–	–	–	–
Donation of collection	–	(58)	–	(58)
Increase/(decrease) in trade and other payables	750	(961)	741	(963)
(Increase)/decrease in trade and other receivables	89	(105)	132	(151)
(Increase)/decrease in inventories	(64)	(35)	(64)	(35)
Previously unrecognised assets	–	(294)	–	(294)
Gain/(loss) on asset sales	49	–	49	–
<b>Net cash flows from operating activities</b>	<b>3,486</b>	<b>3,216</b>	<b>3,517</b>	<b>2,974</b>

**19 FINANCIAL INSTRUMENTS**

The Trust's financial instruments are outlined below. These financial instruments arise directly from the Trust's operations or are required to finance the Trust's operations. The Trust does not enter into or trade financial instruments, including derivative financial instruments for speculative purposes.

The Trust's main risks arising from financial instruments are outlined below, together with the Trust's objectives, policies and processes for measuring and managing risk. Further quantitative and qualitative disclosures are included throughout this financial report.

The Director has overall responsibility for the establishment and oversight of risk management and reviews and approves policies for managing each of these risks. Risk management policies are established to identify and analyse the risks faced by the Trust, to set risk limits and controls and to monitor risks. Compliance with policies is reviewed by the internal auditor on a cyclical basis.

NOTES TO AND FORMING PART OF THE FINANCIAL STATEMENTS FOR THE YEAR ENDED 30 JUNE 2010

**a) Financial instrument categories**

Notes	Categories	Consolidated Group		Parent Entity	
		2010 \$'000	2009 \$'000	2010 \$'000	2009 \$'000
<b>Financial assets</b>					
<b>Class</b>					
Cash and cash equivalents	NA	4,361	8,568	1,484	6,765
Receivables	Loans and receivables (at amortised cost)	407	612	398	606
Other financial assets	Loans and receivables (at amortised cost)	5,433	2,500	5,433	2,500
<b>Financial liabilities</b>					
<b>Class</b>					
Payables	Financial liabilities measured at amortised cost	725	768	703	768
Borrowings	Financial liabilities measured at amortised cost	–	–	–	1,100

**b) Credit risk**

Credit risk arises when there is the possibility of the Trust's debtors defaulting on their contractual obligations resulting in a financial loss to the Trust.

**Cash**

Cash comprises cash on hand and bank balances. Interest is earned on daily bank balances at the daily rate set by the bank. The TCorp Hour-Glass cash facility is discussed in note (d) below.

**Receivables – trade debtors**

All trade debtors are recognised as amounts receivable at balance date. Collectability of trade debtors is reviewed on an ongoing basis. Procedures as established in the Treasurer's Directions are followed to recover outstanding amounts, including letters of demand. Debts which are known to be uncollectable are written off. An allowance for impairment is raised when there is objective evidence that the entity will not be able to collect all amounts due. This evidence includes past experience, and current and expected changes in economic conditions and debtor credit ratings. No interest is earned on trade debtors. Sales are made on 30-day terms.

The Trust is not materially exposed to concentrations of credit risk to a single trade debtor or group of debtors. Based on past experience, debtors that are not past due (2010: \$288,000; 2009: \$236,000) and less than six months past due (2010: \$34,000; 2009: \$53,000) are not considered impaired and together represent 100% of the total trade debtors. There are no debtors who are currently not past due or impaired whose terms have been renegotiated.

The only financial assets that are past due or impaired are 'sales of goods and services' in the 'receivables' category of the statement of financial position.

## NOTES TO AND FORMING PART OF THE FINANCIAL STATEMENTS FOR THE YEAR ENDED 30 JUNE 2010

	Consolidated Group \$'000			Parent Entity \$'000		
	Total	Past due but not impaired	Considered impaired	Total	Past due but not impaired	Considered impaired
<b>2010</b>						
< 3 months overdue	255	255	–	250	250	–
3–6 months overdue	31	31	–	31	31	–
6 months overdue	–	–	–	–	–	–
<b>2009</b>						
< 3 months overdue	236	236	–	236	236	–
3–6 months overdue	53	53	–	53	53	–
6 months overdue	–	–	–	–	–	–

**Authority deposits**

The Trust has placed funds on deposit with various Australian incorporated banks including Macquarie Bank Ltd, which has been rated 'A1/A' by Standard and Poor's. These deposits are similar to money market or bank deposits and can be placed 'at call' or for a fixed term. For fixed term deposits, the interest rate payable is negotiated initially and is fixed for the term of the deposit, while the interest rate payable on at call deposits can vary.

The deposits at balance date were earning an average interest rate of 5.45% (2008–09: 7.56%), while over the year the weighted average interest rate was 5.74% (2008–09: 8%) on a weighted average balance during the year of \$6.08m (2008–09: \$0.6m). None of these assets are past due or impaired.

**c) Liquidity risk**

Liquidity risk is the risk that the Trust will be unable to meet its payment obligations when they fall due. The Trust continuously manages risk through monitoring future cash flows and maturities planning to ensure adequate holding of high-quality liquid assets. The objective is to maintain a balance between continuity of funding and flexibility through the use of overdrafts, loans and other advances.

During the current and previous years, there were no defaults or breaches on loans payable. No assets have been pledged as collateral. The Trust's exposure to liquidity risk is deemed insignificant based on previous periods' data and current assessment of risk.

The liabilities are recognised for amounts due to be paid in the future for goods or services received, whether or not invoiced. Amounts owing to suppliers (which are unsecured) are settled in accordance with the policy set out in Treasurer's Directions 219.01. If trade terms are not specified, payment is made no later than the end of the month following the month in which an invoice or a statement is received. Treasurer's Direction 219.01 allows the Minister to award interest for late payment. No interest was paid during the financial year 2009–10.

NOTES TO AND FORMING PART OF THE FINANCIAL STATEMENTS FOR THE YEAR ENDED 30 JUNE 2010

The table below summarises the maturity profile of the Trust's financial liabilities, together with the interest rate exposure.

Consolidated Group	\$'000					Maturity Dates		
	Weighted average effective interest rate	Nominal amount	Interest Rate Exposure		Non-interest bearing	< 1 yr	1-5 yrs	> 5 yrs
Fixed interest rate			Variable interest rate					
<b>2010</b>								
Payables	-	3,123	-	-	3,123	3,123	-	-
Borrowings	-	-	-	-	-	-	-	-
	-	3,123	-	-	3,123	3,123	-	-
<b>2009</b>								
Payables	-	2,372	-	-	2,372	2,372	-	-
Borrowings	-	-	-	-	-	-	-	-
	-	2,372	-	-	2,372	2,372	-	-
<b>Parent Entity</b>								
<b>2010</b>								
Payables	-	3,101	-	-	3,101	3,101	-	-
Borrowings	-	-	-	-	-	-	-	-
	-	3,101	-	-	3,101	3,101	-	-
<b>2009</b>								
Payables	-	2,360	-	-	2,360	2,360	-	-
Borrowings	-	1,100	-	-	1,100	1,100	-	-
	-	3,460	-	-	3,460	3,460	-	-

**d) Market risk**

Market risk is the risk that the fair value or future cash flows of a financial instrument will fluctuate because of changes in market prices. The Trust's exposure to market risk is primarily through interest rate risk on the Trust's borrowings and other price risks associated with the movement in the unit price of the Hour-Glass Investment Facilities. The Trust has no exposure to foreign currency risk and does not enter into commodity contracts.

**Interest rate risk**

Exposure to interest rate risk arises primarily through the Trust's interest bearing liabilities. This risk is minimised by undertaking mainly fixed rate borrowings, primarily with NSW TCorp. The Trust does not account for any fixed rate financial instruments at fair value through profit or loss or as available-for-sale. Therefore for these financial instruments, a change in interest rates would not affect profit or loss or equity. A reasonably possible change of +/- 1% is used, consistent with current trends in interest rates. The basis will be reviewed annually and amended where there is a structural change in the level of interest rate volatility. The Trust's exposure to interest rate risk is set out below.

## NOTES TO AND FORMING PART OF THE FINANCIAL STATEMENTS FOR THE YEAR ENDED 30 JUNE 2010

Consolidated Group	\$'000				
		-1%		1%	
	Carrying amount	Profit	Equity	Profit	Equity
<b>2010</b>					
<b>Financial assets</b>					
Cash and cash equivalents	4,361	(43)	(43)	43	43
Receivables	783	-	-	-	-
Other financial assets	5,433	-	-	-	-
<b>Financial liabilities</b>					
Payables	3,123	-	-	-	-
Borrowings	-	-	-	-	-
<b>2009</b>					
<b>Financial assets</b>					
Cash and cash equivalents	8,569	(85)	(85)	85	85
Receivables	872	-	-	-	-
Other financial assets	2,500	-	-	-	-
<b>Financial liabilities</b>					
Payables	2,372	-	-	-	-
Borrowings	-	-	-	-	-
<b>Parent Entity</b>					
<b>2010</b>					
<b>Financial assets</b>					
Cash and cash equivalents	1,484	(14)	(14)	14	14
Receivables	774	-	-	-	-
Other financial assets	5,433	-	-	-	-
<b>Financial liabilities</b>					
Payables	3,101	-	-	-	-
Borrowings	-	-	-	-	-
<b>2009</b>					
<b>Financial assets</b>					
Cash and cash equivalents	6,765	(68)	(68)	68	68
Receivables	906	-	-	-	-
Other financial assets	2,500	-	-	-	-
<b>Financial liabilities</b>					
Payables	2,360	-	-	-	-
Borrowings	1,100	-	-	-	-

NOTES TO AND FORMING PART OF THE FINANCIAL STATEMENTS FOR THE YEAR ENDED 30 JUNE 2010

**Other price risk – TCorp Hour-Glass Facilities**

Exposure to 'other price risk' primarily arises through the investment in the TCorp Hour-Glass Investment Facilities, which are held for strategic rather than trading purposes. The Trust has no direct equity investments. The Trust holds units in the following Hour-Glass investment trusts:

Facility	Investment sectors	Investment horizon	Consolidated Group		Parent Entity	
			2010 \$'000	2009 \$'000	2010 \$'000	2009 \$'000
Cash facility	Cash, money market instruments	Up to 1 year	2,969	5,298	1,224	4,549

Facility	Change in unit price	Consolidated Group		Parent Entity	
		2010 \$'000	2009 \$'000	2010 \$'000	2009 \$'000
Hour-Glass Investment – cash facility	+ /-1%	–	+ /-52	–	+ /-45

The unit price of the facility is equal to the total fair value of the net assets held by the facility divided by the number of units on issue for that facility. Unit prices are calculated and published daily.

NSW TCorp is trustee for each of the above facilities and is required to act in the best interest of the unit holders and to administer the trusts in accordance with the trust deeds. As trustee, TCorp has appointed external managers to manage the performance and risks of each facility in accordance with a mandate agreed by the parties. However, TCorp acts as manager for part of the cash facility. A significant portion of the administration of the facilities is outsourced to an external custodian.

Investment in the Hour-Glass facilities limits the Trust's exposure to risk, as it allows diversification across a pool of funds with different investment horizons and a mix of investments.

NSW TCorp provides sensitivity analysis information for each of the investment facilities, using historically based volatility information collected over a ten-year period, quoted at two standard deviations (ie 95% probability). The TCorp Hour-Glass Investment facilities are designated at fair value through profit or loss and therefore any change in unit price impacts directly on profit (rather than equity). A reasonably possible change is based on the percentage change in unit price (as advised by TCorp) multiplied by the redemption value as at 30 June each year for each facility (balance from Hour-Glass statement).

**e) Fair value**

Financial instruments are generally recognised at cost, with the exception of the TCorp Hour-Glass facilities, which are measured at fair value. As discussed, the value of the Hour-Glass investments is based on the Trust's share of the value of the underlying assets of the facility, based on the market value. All of the Hour Glass facilities are valued using 'redemption' pricing. Except where specified below, the amortised cost of financial instruments recognised in the statement of financial position approximates the fair value, because of the short-term nature of many of the financial instruments.

	Consolidated Group				Parent Entity			
	2010 \$'000	2010 \$'000	2009 \$'000	2009 \$'000	2010 \$'000	2010 \$'000	2009 \$'000	2009 \$'000
	Carrying amount	Fair value	Carrying amount	Fair value	Carrying amount	Fair value	Carrying amount	Fair value
Financial assets	Nil		Nil		Nil		Nil	
Financial liabilities	Nil		Nil		Nil		Nil	

## NOTES TO AND FORMING PART OF THE FINANCIAL STATEMENTS FOR THE YEAR ENDED 30 JUNE 2010

	Consolidated Group		Parent Entity	
	2010 \$'000	2009 \$'000	2010 \$'000	2009 \$'000
<b>20 NON-CASH FINANCING AND INVESTING ACTIVITIES</b>				
Donations of collection items	1	58	1	58

The following items are brought to account as expenses in the statement of comprehensive income and are credited as income in the form of non-cash sponsorship, non-cash donations or services provided free of charge.

Advertising, freight, accommodation, travel and similar expenses	137	128	137	128
Maintenance (Dept of Commerce)	–	–	–	–
	<b>137</b>	<b>128</b>	<b>137</b>	<b>128</b>

The Trust received advertising free of charge as shown from Fairfax Media Ltd as sponsorship. In financial year 2009–10 the Trust received maintenance services free of charge from the Heritage Buildings Program of the Department of Commerce for the maintenance of Government House, which was received through a grant from DASR.

The Trust received security services and gardening services free of charge for Government House from the NSW Police and the Botanic Gardens Trust respectively, and services from the Department of Commerce. The values of these services are not able to be accurately estimated. The Trust's work was also assisted by the Friends of the Historic Houses Trust Inc and Volunteers. These services were provided free of charge and it is considered not possible to estimate their value.

	Notes	Consolidated Group		Parent Entity	
		2010 \$'000	2009 \$'000	2010 \$'000	2009 \$'000
<b>21 COMMITMENTS FOR EXPENDITURE</b>					
<b>a) Capital commitments</b>					
Aggregate capital expenditure contracted for at balance date and not provided for:					
– Not later than one year (under one year)		580	1,232	580	1,232
– Later than one year and not later than five years		–	–	–	–
– Later than five years		–	–	–	–
<b>Total (including GST)</b>		<b>580</b>	<b>1,232</b>	<b>580</b>	<b>1,232</b>
<b>b) Other expenditure commitments</b>					
Aggregate other expenditure for the acquisition of goods and services contracted for at balance date and not provided for:					
– Not later than one year (under one year)		340	90	340	90
– Later than one year and not later than five years		–	–	–	–
– Later than five years		–	–	–	–
<b>Total (including GST)</b>		<b>340</b>	<b>90</b>	<b>340</b>	<b>90</b>
<b>c) Operating lease commitments</b>					
Future non-cancellable operating lease rentals not provided for and payable:					
– Not later than one year		259	253	259	253
– Later than one year and not later than five years		945	1,036	945	1,036
– Later than five years		661	906	661	906
<b>Total (including GST)</b>		<b>1,865</b>	<b>2,195</b>	<b>1,865</b>	<b>2,195</b>

NOTES TO AND FORMING PART OF THE FINANCIAL STATEMENTS FOR THE YEAR ENDED 30 JUNE 2010

## 22 INTERNAL AUDIT

The HHT has an effective internal audit function in line with Treasury Guideline TPP 09-5.

During 2009–10 we introduced appropriate internal audit and risk management practices in accordance with TPP 09-5. We are now in the process of satisfying the six core requirements specified in the policy.

In particular we have:

- > established and maintained an Internal Audit function
- > established an Audit and Risk Committee with a majority of independent members and an independent chair including at least three members and no more than five members
- > ensured the Audit and Risk Committee has a charter consistent with the content of the 'model charter'
- > established an enterprise risk management process appropriate to the HHT and this is consistent with current Australian/New Zealand Standards on risk management
- > ensured the operation of the Internal Audit function is consistent with IIA International standards for the Professional Practice of Internal Audit

## 23 CONTINGENT LIABILITIES

There are no contingent liabilities for the financial year 2009–10.

The Treasury Managed Fund normally calculates hindsight premiums each year. However, in regard to workers compensation premiums the final adjustment calculations are in arrears. There are no other contingent liabilities.

## 24 POST BALANCE DATE EVENTS

No other matter or circumstance has arisen since the end of the financial year to the date of this report, that has or may significantly affect the activities of the HHT, the results of those activities or the state of affairs of the HHT in the ensuing or any subsequent financial year.

END OF AUDITED FINANCIAL STATEMENTS

# Foundation Financial Information

**“The children really enjoyed their experience at Vacluse House and most of all making the damper & lemonade and exploring of the vegetable garden.”**

Visitor, Kingsgrove, Victoria

## Report by the Directors of the Foundation for the Historic Houses Trust of New South Wales Limited

FOR THE YEAR ENDED 30 JUNE 2010

### BEING TRUSTEE FOR THE FOUNDATION FOR THE HISTORIC HOUSES TRUST

The names and particulars of the Directors of the Foundation for the Historic Houses Trust of New South Wales Limited during or since the end of the financial year are:

Name	Particulars
Kate Clark	Director, Historic Houses Trust of New South Wales
Lynn Fern	Author
John Gordon	Chartered Accountant and Director, Chairman, Boyce Chartered Accountants
Beat Knoblauch	Company Director, Beat Knoblauch & Associates
Clive Lucas OBE	Heritage Architect and Director, Clive Lucas Stapleton & Partners
Edwina Macarthur-Stanham	Coordinator, Camden Park House
David O'Donnell	Solicitor, Partner, Mallesons Stephen Jaques (appointed 18/4/10)
Susan Rothwell	Architect, Principal Partner, Susan Rothwell & Associates
Edward Simpson	Company Director
Curtis Smith	Executive Director, Goldman Sachs JBWere (appointed 15/2/10)
Howard Tanner	Architect and Director, Tanner Architects <b>Foundation Chairman</b>
Stephen Wall	Chairman, Wallop Content Pty Ltd <b>Foundation Deputy Chairman</b>
Jill Wran	Company Director

The above-named Directors held office during and since the end of the financial year.

### PRINCIPAL ACTIVITIES

The principal activity of the Foundation during the financial year was to act as the Trustee of the Foundation for the Historic Houses Trust of New South Wales and to do all things such as are necessary, incidental and conducive to acting as the Trustee of the Foundation for the Historic Houses Trust of New South Wales.

There was no change in the principal activity of the Foundation during the financial year.

### REVIEW OF OPERATIONS

The net surplus of the Foundation for the financial year ended 30 June 2010 was \$193,758.

The Foundation is a non-profit organisation and is exempt from the payment of income tax under Subdivision 50-5 of the *Income Tax Assessment Act 1997*.

### CHANGES IN THE STATE OF AFFAIRS

One resignation from the Board was accepted during the year. Two new Directors were appointed to the Board during the year.

During the financial year there was no significant change in the state of affairs of the Foundation other than that referred to in the financial statements or notes thereto.

### SUBSEQUENT EVENTS

No other matter or circumstance has arisen since the end of the financial year that has significantly affected, or may significantly affect, the operations of the Foundation, or the state of affairs of the Foundation in future financial years.

### FUTURE DEVELOPMENTS

Disclosure of information regarding likely developments in the operations of the Foundation in future financial years and the expected results of those operations is likely to result in unreasonable prejudice to the Foundation. Accordingly, this information has not been disclosed in this report.

### DISTRIBUTIONS

A distribution was made to the Historic Houses Trust of New South Wales (HHT) during the financial year 2009–10 of \$231,000 (\$191,000 + \$40,000). The distribution of \$40,000 related to financial year 2008–09 and was paid in the first quarter of financial year 2009–10.

**INDEMNIFICATION OF OFFICERS**

The Historic Houses Trust of New South Wales (the controlling entity) has included the Foundation within its Treasury Managed Fund indemnity coverage. The Treasury Managed Fund is a self-insurance scheme owned and underwritten by the New South Wales Government. Such inclusion of the Foundation confers upon it ‘protected entity’ status within the Treasury Managed Fund. The contract of coverage is an indemnification for any and all actions leading to a claim against the covered entity subject to the contract of coverage. Each Board Member, Trustee, officer and employee of the ‘protected entity’ is covered by the contract of coverage for any ‘legal liability’, alleged or actual, as long as the action is not based on an illegal and/or criminal act or outside the scope of their duties.

**DIRECTORS’ MEETINGS**

The tables below set out the number of Directors’ meetings held (including meetings of committees of Directors) during the financial year and the number of meetings attended by each Director (while they were a Director or a committee member). During the financial year the following meetings were held: five Board Meetings and four Finance and Legal Committee Meetings. Three Foundation Directors were members of the Historic Houses Trust’s Endangered Houses Fund Committee and attended four meetings for this body.

BOARD OF DIRECTORS		
Directors	Held	Attended
Howard Tanner (Chairman)	5	4
Kate Clark	5	4
Lynn Fern	5	2
John Gordon	5	5
Beat Knoblauch	5	4
Clive Lucas OBE	5	4
Edwina Macarthur-Stanham	5	5
David O’Donnell	1	1
Susan Rothwell	5	5
Edward Simpson	5	5
Curtis Smith	2	2
Stephen Wall (Deputy Chairman)	5	3
Jill Wran	5	5

PLANNING, LEGAL AND FINANCE COMMITTEE		
Directors	Held	Attended
Beat Knoblauch (Chairman)	4	4
John Gordon	4	4
Howard Tanner	4	3
Stephen Wall	4	3

## Independent auditor's report

FOUNDATION FOR THE HISTORIC HOUSES TRUST  
OF NEW SOUTH WALES



GPO BOX 12  
SYDNEY NSW 2001

To Members of the New South Wales Parliament

### Report on the Financial Statements

I have audited the accompanying financial statements of the Foundation for the Historic Houses Trust of New South Wales (the Foundation), which comprises the statement of financial position as at 30 June 2010, the statement of financial comprehensive income, statement of changes in equity and statement of cash flows for the year then ended, a summary of significant accounting policies, other explanatory notes and the Statement by the Directors of the Foundation.

### Auditor's opinion

In my opinion, the financial statements:

- > present fairly, in all material respects, the financial position of the Foundation as at 30 June 2010, and its financial performance for the year then ended in accordance with Australian Accounting Standards (including the Australian Accounting Interpretations)
- > are in accordance with section 41B of the *Public Finance and Audit Act 1983* (PF&A Act) and the Public Finance and Audit Regulation 2010
- > are in accordance with the *Charitable Fundraising Act 1991* (CF Act) and the Charitable Fundraising Regulation 2008 (CF Regulation), including showing a true and fair view, in all material respects of, the Foundation's financial result of fundraising appeals for the year ended 30 June 2010.

My opinion should be read in conjunction with the rest of this report on the financial statements.

### The Directors' responsibility for the financial statements

The Directors are responsible for the preparation and fair presentation of the financial statements in accordance with Australian Accounting Standards (including the Australian Accounting Interpretations), the PF&A Act and the CF. This responsibility includes establishing and maintaining internal controls relevant to the preparation and fair presentation of financial statements that are free from material misstatement, whether due to fraud or error; selecting and applying appropriate accounting policies; and making accounting estimates that are reasonable in the circumstances.

### Auditor's responsibility

My responsibility is to express an opinion on the financial statements based on my audit. I conducted my audit in accordance with Australian Auditing Standards. These Auditing Standards require that I comply with relevant ethical requirements relating to audit engagements and plan and perform the audit to obtain reasonable assurance whether the financial statements are free from material misstatement.

An audit involves performing procedures to obtain audit evidence about the amounts and disclosures in the financial statements. The procedures selected depend on the auditor's judgement, including the assessment of the risks of material misstatement of the financial statements, whether due to fraud or error. In making those risk assessments, the auditor considers internal controls relevant to the Foundation's preparation and fair presentation of the financial statements in order to design audit procedures that are appropriate in the circumstances, but not for the purpose of expressing an opinion on the effectiveness of the Foundation's internal controls. An audit also includes evaluating the appropriateness of accounting policies used and the reasonableness of accounting estimates made by the Directors of the Foundation, as well as evaluating the overall presentation of the financial statements.

I believe that the audit evidence I have obtained is sufficient and appropriate to provide a basis for my audit opinion.

My opinion does not provide assurance:

- > about the future viability of the Foundation
- > that it has carried out its activities effectively, efficiently and economically
- > about the effectiveness of its internal controls
- > that the Foundation has complied with requirements and conditions of the CF Act, and CF Regulation that do not relate to the preparation and presentation of the financial statements.

### Report on other aspects of the *Charitable Fundraising Act 1991*

In addition, I have audited the Foundation's operations in order to express an opinion on the matters specified at sections 24(2)(b), 24(2)(c) and 24(2)(d) of the CF Act for the year ended 30 June 2010.

**Auditor's opinion**

In my opinion:

- > the Foundation has properly kept the ledgers and associated records during the year ended 30 June 2010 in accordance with the CF Act and CF Regulation (section 24(2)(b) of the CF Act)
- > the Foundation has, in all material respects, properly accounted for and applied money received as a result of fundraising appeals conducted during the year ended 30 June 2010 in accordance with the CF Act and the CF Regulation (section 24(2)(c) of the CF Act)
- > there are reasonable grounds to believe that the Foundation will be able to pay its debts as and when they fall due over the 12 month period from the date of this independent auditor's report (section 24(2)(d) of the CF Act).

My opinion should be read in conjunction with the rest of this report, including the inherent limitations.

**The Directors' responsibility under the CF Act**

The Directors of the Foundation are responsible for complying with the requirements and conditions of the CF Act and CF Regulation. This responsibility includes establishing and maintaining internal controls over the conduct of all fundraising appeals; ensuring all assets obtained during, or as a result of, a fundraising appeal are safeguarded and properly accounted for; and maintaining proper books of account and records.

The Directors of the Foundation are also responsible for ensuring that the Foundation will be able to pay its debts as and when they fall due.

**Auditor's responsibility**

My responsibility is to express an opinion on the matters specified at sections 24(2)(b), 24(2)(c) and 24(2)(d) of the CF Act. I conducted my audit in accordance with applicable Australian Auditing Standards and Standards on Assurance Engagements to obtain reasonable assurance whether the Foundation has, in all material respects, complied with specific requirements of the CF Act and CF Regulation, and whether there are reasonable grounds to believe the Foundation will be able to pay its debts as and when they fall due over the 12 month period from the date of this independent auditor's report (future debts).

This audit involved performing procedures to obtain audit evidence about the Foundation's compliance with the CF Act and CF Regulation and its ability to pay future debts. The procedures selected depend on the auditor's judgment, including the assessment of the risks of material breaches of compliance and inability to pay future debts. In making those risk assessments, the auditor considers relevant internal controls in order to design audit procedures that are appropriate in the circumstances, but not for the purpose of expressing an opinion on the effectiveness of the Foundation's internal controls.

My procedures included obtaining an understanding of the internal controls structure for fundraising appeal activities and examination, on a test basis, of evidence supporting the Foundation's compliance with specific requirements of the CF Act and CF Regulation, and assessing the reasonableness and appropriateness of management's assessment regarding the Foundation's ability to pay future debts.

**Inherent limitations**

Because of inherent limitations of any compliance procedure, it is possible that fraud, error or non-compliance with the CF Act may occur and not be detected. My procedures have not been performed continuously throughout the period, were not designed to detect all instances of non-compliance, and have not covered all requirements of the CF Act and CF Regulation.

Any projection of the evaluation of compliance with the CF Act to future periods is subject to the risk that the procedures may become inadequate because of changes in conditions, or that the degree of compliance with them may deteriorate.

Whilst evidence is available to support the Foundation's ability to pay future debts, such evidence is future orientated and speculative in nature. As a consequence, actual results are likely to be different from the information on which the opinion is based, since anticipated events frequently do not occur as expected or assumed and the variations between the prospective opinion and the actual outcome may be significant.

I believe the audit evidence I have obtained is sufficient and appropriate to provide a basis for my audit opinion.

### **Independence**

The Audit Office of New South Wales has complied with the independence requirements of the Australian Auditing Standards, Standards on Assurance Engagements and other relevant ethical requirements. The PF&A Act further promotes independence by:

- > providing that only Parliament, and not the executive government, can remove an Auditor-General
- > mandating the Auditor-General as auditor of public sector agencies but precluding the provision of non-audit services, thus ensuring the Auditor-General and the Audit Office of New South Wales are not compromised in their role by the possibility of losing clients or income.



Steven Martin  
Director, Financial Audit Services

20 October 2010  
Sydney

## Statement by the Directors of the Foundation for the Historic Houses Trust of New South Wales Limited

FOR THE YEAR ENDED 30 JUNE 2010

BEING TRUSTEE FOR THE FOUNDATION FOR THE HISTORIC HOUSES TRUST OF NEW SOUTH WALES

The Directors of the Foundation for the Historic Houses Trust of New South Wales Limited, the Trustee of the Foundation for the Historic Houses Trust of New South Wales, declare that:

- a) The attached financial statements and notes thereto comply with applicable Australian Accounting Standards (which include Australian Accounting Interpretations) and the *Public Finance and Audit Act 1983* and Regulations;
- (b) The attached financial statements and notes thereto give a true and fair view of the financial position and performance of the Trust;
- (c) In the Directors' opinion, the attached financial statements and notes thereto are in accordance with the Trust Deed;
- (d) In the Directors' opinion, there are reasonable grounds to believe that the Trust will be able to pay its debts as and when they become due and payable;
- (e) The Directors are not aware of any circumstances which would render any particulars included in the financial report misleading or inaccurate;
- (f) The financial report has been properly drawn up and the associated records have been properly kept for the period from 1 July 2009 to 30 June 2010, in accordance with the *Charitable Fundraising (NSW) Act 1991* and Regulations; and
- (g) The internal controls exercised by the Trust are appropriate and effective in accounting for all income received and applied by the Trust from any of its fundraising appeals.

Signed in accordance with a resolution of the Directors.

On behalf of the Directors



Howard Tanner  
Chairman



Beat Knoblauch  
Director

Dated this day Wednesday 20 October 2010

## Statement of comprehensive income

FOUNDATION FOR THE HISTORIC HOUSES TRUST OF NEW SOUTH WALES FOR THE YEAR ENDED 30 JUNE 2010

	Notes	Actual 2010 \$'000	Actual 2009 \$'000
<b>Expenses excluding losses</b>			
Operating expenses			
Administration expenses		126,795	87,450
Marketing expenses		36,548	28,973
Audit fees	3	7,900	7,600
Donations to HHT		191,000	40,000
Other (includes HHT payment)		7,305	10,418
<b>Total expenses excluding losses</b>		<b>369,548</b>	<b>174,441</b>
<b>Revenue</b>			
Total Revenue	2	372,306	367,747
<b>SURPLUS/(DEFICIT) FOR THE YEAR</b>	10(b)	<b>2,758</b>	<b>193,306</b>
<b>Other comprehensive income</b>			
Net increase / (decrease) in property, plant and equipment asset revaluation reserve		–	–
<b>Other comprehensive income for the year</b>		<b>–</b>	<b>–</b>
<b>TOTAL COMPREHENSIVE INCOME FOR THE YEAR</b>		<b>2,758</b>	<b>193,306</b>

The accompanying notes form part of these financial statements.

## Statement of financial position

FOUNDATION FOR THE HISTORIC HOUSES TRUST OF NEW SOUTH WALES AS AT 30 JUNE 2010

	Notes	Actual 2010 \$'000	Actual 2009 \$'000
<b>ASSETS</b>			
<b>Current assets</b>			
Cash and cash equivalents	4	2,876,822	1,803,617
Receivables	5	4,491	5,781
Other financial assets	6	0	1,100,000
<b>Total current assets</b>		<b>2,881,313</b>	<b>2,909,398</b>
<b>Non-current assets</b>			
<b>Total non-current assets</b>		<b>0</b>	<b>0</b>
<b>TOTAL ASSETS</b>		<b>2,881,313</b>	<b>2,909,398</b>
<b>LIABILITIES</b>			
<b>Current liabilities</b>			
Payables	7	21,645	52,488
<b>Total current liabilities</b>		<b>21,645</b>	<b>52,488</b>
<b>Non-current liabilities</b>			
<b>Total non-current liabilities</b>		<b>–</b>	<b>–</b>
<b>Total liabilities</b>		<b>21,645</b>	<b>52,488</b>
<b>NET ASSETS</b>		<b>2,859,668</b>	<b>2,856,910</b>
<b>EQUITY</b>			
Accumulated funds	8	2,859,668	2,856,910
<b>TOTAL EQUITY</b>		<b>2,859,668</b>	<b>2,856,910</b>

The accompanying notes form part of these financial statements.

## Statement of changes in equity

FOR THE YEAR ENDED 30 JUNE 2010

	Notes	Accumulated Funds \$'000	Asset Revaluation Surplus \$'000	Total \$'000
Balance at 1 July 2009		2,856,910	0	2,856,910
Surplus/(deficit) for the year		2,758	0	2,758
Other comprehensive income		0	0	0
Net increase/(decrease) in property, plant and equipment		0	0	0
<b>Total comprehensive income</b>		<b>0</b>	<b>0</b>	<b>0</b>
<b>Total comprehensive income for the year</b>		<b>2,758</b>	<b>0</b>	<b>2,758</b>
Balance at 30 June 2010	8	2,859,668	0	2,859,668
Balance at 1 July 2008		2,663,604	0	2,663,604
Surplus/(deficit) for the year		193,306	0	193,306
Balance at 30 June 2009	8	2,856,910	0	2,856,910

The accompanying notes form part of these financial statements.

## Statement of cash flows

FOUNDATION FOR THE HISTORIC HOUSES TRUST OF NEW SOUTH WALES AS AT 30 JUNE 2010

	Notes	Actual 2010 \$'000	Actual 2009 \$'000
<b>CASH FLOWS FROM OPERATING ACTIVITIES</b>			
<b>Payments</b>			
Suppliers/employees		(168,854)	(125,972)
Distribution to HHT		(231,000)	–
<b>Total payments</b>		<b>(399,854)</b>	<b>(125,972)</b>
<b>Receipts</b>			
Donations		226,820	223,232
Sponsorship		51,616	40,000
Interest received		79,982	83,169
Other		14,641	21,173
<b>Total receipts</b>		<b>373,059</b>	<b>367,574</b>
<b>NET CASH FLOWS FROM OPERATING ACTIVITIES</b>	10(b)	<b>(26,795)</b>	<b>241,602</b>
<b>CASH FLOWS FROM INVESTING ACTIVITIES</b>			
Repayment of loan	6	1,100,000	–
<b>NET CASH FLOWS FROM INVESTING ACTIVITIES</b>		<b>1,100,000</b>	<b>–</b>
<b>CASH FLOWS FROM FINANCING ACTIVITIES</b>			
<b>NET CASH FLOWS FROM FINANCING ACTIVITIES</b>		<b>–</b>	<b>–</b>
<b>NET INCREASE/(DECREASE) IN CASH</b>		<b>1,073,205</b>	<b>241,602</b>
Opening cash and cash equivalents		1,803,617	1,562,015
<b>CLOSING CASH AND CASH EQUIVALENTS</b>	4	<b>2,876,822</b>	<b>1,803,617</b>

The accompanying notes form part of these financial statements.

## Notes to and forming part of the financial statements

FOUNDATION FOR THE HISTORIC HOUSES TRUST OF NEW SOUTH WALES FOR THE YEAR ENDED 30 JUNE 2010

### 1 SUMMARY OF SIGNIFICANT ACCOUNTING POLICIES

#### a) Reporting entity

The Foundation was formed on 14 November 2001 and commenced operating in October 2002 when all assets and liabilities of the Historic Houses Trust of New South Wales Foundation were transferred. The Trust is a non-profit entity (as profit is not its principal objective) and it has no cash-generating units.

#### b) Basis of preparation

The financial report is a general purpose financial report which has been prepared in accordance with the *Public Finance and Audit Act 1983* and Regulations, the Treasurer's Directions and applicable Australian Accounting Standards (which include Australian Accounting Interpretations).

The financial report is for the entity Foundation for the Historic Houses Trust of New South Wales as an individual entity.

The financial report has been prepared on an accrual basis and is based on historical costs modified by the revaluation of selected financial assets and financial liabilities for which the fair value basis of accounting has been applied.

Judgments, key assumptions and estimations that management has made are disclosed in the relevant notes to the financial report.

All amounts are rounded to the nearest dollar and are expressed in Australian currency.

#### Accounting standards issued but not yet effective

The Foundation for the Historic Houses Trust of New South Wales did not early adopt any new accounting standards and interpretations that are not yet effective, at the date of authorisation of the financial report.

The Foundation has assessed the impact of these new standards and interpretations and considers the impact to be insignificant.

#### c) Statement of compliance

The Foundation financial statements and notes comply with Australian Accounting Standards, which include Australian Accounting Interpretations.

#### d) Significant accounting policies

Accounting policies are selected and applied in a manner which ensures that the resulting financial information satisfies the concepts of relevance and reliability, thereby ensuring that the substance of the underlying transactions or other events is reported.

The following significant accounting policies have been adopted in the preparation and presentation of the financial report:

#### e) Income recognition

Interest revenue – interest revenue is recognised on an accrual basis.

Donations – donations are recognised as and when received in cash or in kind.

#### f) Acquisition of assets

Assets acquired are recorded at the cost of acquisition, being the purchase consideration determined as at the date of acquisition plus costs incidental to the acquisition.

#### g) Goods and Services Tax (GST)

Revenues, expenses and assets are recognised net of the amount of GST except where:

- > the amount of GST incurred by the Foundation as a purchaser that is not recoverable from the Australian Taxation Office is recognised as part of the cost of acquisition of an asset or as part of an item of expense
- > receivables and payables are stated with the amount of GST included.

#### h) Receivables

Trade receivables and other receivables are recorded at amounts due less any allowance for impairment.

#### i) Income tax

The Foundation is exempt from income tax under Subdivision 50-B of the *Income Tax Assessment Act 1997*.

#### j) Accounts payable

Trade payables and other accounts payable are recognised when the Foundation becomes obliged to make future payments resulting from the purchase of goods and services.

#### k) Service provider arrangements

The Foundation does not have any employees. The HHT provides administration services for a charge on the basis of cost recovery.

## FOUNDATION FOR THE HISTORIC HOUSES TRUST OF NEW SOUTH WALES FOR THE YEAR ENDED 30 JUNE 2010

	2010 \$	2009 \$
<b>2 REVENUE</b>		
Donations	226,820	224,418
Sponsorship	51,616	40,000
Interest	79,229	88,409
Other	14,641	14,920
<b>Total revenue</b>	<b>372,306</b>	<b>367,747</b>
<b>3 REMUNERATION OF AUDITORS</b>		
Audit of the financial report Foundation for the Historic Houses Trust of New South Wales	5,800	5,500
Foundation for the Historic Houses Trust of New South Wales Limited	2,100	2,100
<b>Total remuneration of auditors</b>	<b>7,900</b>	<b>7,600</b>
<b>4 CASH AND CASH EQUIVALENTS*</b>		
Cash on hand and at bank	103,267	80,300
TCorp Hour-Glass Cash Facility Trust	1,744,364	748,129
Macquarie Bank deposit	498,298	470,134
National Australia Bank deposit	530,893	505,054
<b>Total cash and cash equivalents (investments)</b>	<b>2,876,822</b>	<b>1,803,617</b>
<b>Details of restrictions</b>		
<b>External restricted funds (1)</b>		
Museum of Sydney	395,741	393,935
Endangered Houses Fund (donations)	2,130,972	1,409,682
<b>External restrictions</b>	<b>2,526,713</b>	<b>1,803,617</b>
<b>Internally restricted funds (2)</b>		
Minimum contingency fund	40,000	0
Creditor payments – HHT	21,642	0
Hyde Park Barracks domes	100,000	0
Caroline Simpson Library acquisitions	50,000	0
General acquisitions HHT	50,000	0
<b>Internal restrictions</b>	<b>261,642</b>	<b>0</b>
<b>Unrestricted funds (3)</b>	<b>88,467</b>	<b>0</b>
<b>Total restricted and unrestricted funds</b>	<b>2,876,822</b>	<b>1,803,617</b>

\* The shortfall in commitment if any will be provided from interest on investments and fundraising activities during financial year 2010–11:

- (1) These funds are specifically restricted by the donor and must be used for the purpose/s specified.
- (2) These funds have been specifically restricted in accordance with Board resolutions to be used on the projects identified. This allocation is made after a thorough evaluation of available projects put forward by the HHT. The balance also includes a contingency fund of \$40,000.
- (3) These funds have not at the current date been allocated to a specific project.

The number and value of worthy projects is in excess of the current balance of unrestricted cash and investments. Funding for such projects will rely upon use of the unrestricted cash and interest earned on cash and cash equivalents and future bequests and donations.

FOUNDATION FOR THE HISTORIC HOUSES TRUST OF NEW SOUTH WALES FOR THE YEAR ENDED 30 JUNE 2010

	2010 \$	2009 \$
<b>5 CURRENT RECEIVABLES</b>		
GST receivable	3	540
Prepayments	0	0
Accrued interest on deposit	4,488	5,241
<b>Total current receivables</b>	<b>4,491</b>	<b>5,781</b>
<b>6 OTHER CURRENT FINANCIAL ASSETS</b>		
Other loans	0	1,100,000
<b>Total other current financial assets</b>	<b>0</b>	<b>1,100,000</b>

The Foundation for the Historic Houses Trust of New South Wales has provided the HHT with an interest-free loan of \$1.1m in order to perform conservation works on Glenfield, the first property acquired by the HHT's Endangered Houses Fund. The loan was repaid in June 2010.

	2010 \$	2009 \$
<b>7 CURRENT PAYABLES</b>		
Trade payables	9,618	10,610
Other	7,411	41,878
<b>Total revenue</b>	<b>17,029</b>	<b>52,488</b>
<b>8 ACCUMULATED FUNDS</b>		
Balance at the beginning of the financial period	2,856,910	2,663,604
Surplus for the year	2,758	193,306
<b>Accumulated funds at the end of the financial period</b>	<b>2,859,668</b>	<b>2,856,910</b>

**9 RELATED PARTY TRANSACTIONS**

Transactions between related parties are on normal commercial terms and conditions no more favourable than those available to other parties unless otherwise stated.

	2010 \$	2009 \$
<b>a) Transactions with related entities</b>		
Contribution to HHT	191,000	40,000
Loan repayment from HHT	1,100,000	
Current receivables – controlling entity	–	–
Current payables – controlling entity	7,411	41,878

The Foundation had historically recognised its distribution to HHT as a reduction in accumulated funds as opposed to the recognition as an expense. From FY 2009–10 the accounting treatment has changed and distribution to the HHT not being an equity transaction, is now recorded as an expense.

**b) Transactions with Trustees**

There were no transactions between the Trustee and the Foundation.

No Director of the Trust receives remuneration for his/her duties as a Director of the Foundation of the Historic Houses Trust of New South Wales Limited.

## FOUNDATION FOR THE HISTORIC HOUSES TRUST OF NEW SOUTH WALES FOR THE YEAR ENDED 30 JUNE 2010

	2010 \$	2009 \$
<b>10 NOTES TO STATEMENT OF CASH FLOWS</b>		
<b>a) Reconciliation of cash and cash equivalents</b>		
For the purpose of the statement of cash flows, cash and cash equivalents include cash on hand and in banks and TCorp Hour-Glass deposits. Cash and cash equivalents at the end of the financial period as shown in the statement of cash flows are reconciled to the related items in the statement of financial position as follows:		
Cash and cash equivalents	2,876,822	1,803,617
<b>b) Reconciliation of surplus for the year to net cash flows from the operating activities</b>		
Surplus for the year	2,758	193,306
<b>(Increase)/decrease in assets:</b>		
Current receivables	1,290	11,501
<b>(Increase)/decrease in liabilities:</b>		
Current payables	9,157	36,795
Distribution to HHT	(40,000)	
<b>Net cash from operating activities</b>	<b>(26,795)</b>	<b>241,602</b>

**11 FINANCIAL INSTRUMENTS**

The Foundation's principal financial instruments are outlined below. These financial instruments arise directly from the Foundation's operations or are required to finance the Foundation's operations. The Foundation does not enter into or trade financial instruments, including derivative financial instruments, for speculative purposes.

The Foundation's main risks arising from financial instruments are outlined below, together with the Foundation's objectives, policies and processes for measuring and managing risk. Further quantitative and qualitative disclosures are included throughout this financial report.

The Planning, Legal and Finance Committee has overall responsibility for the establishment and oversight of risk management, and reviews and approves policies for managing each of these risks. Risk-management policies are established to identify and analyse the risks faced by the Foundation, to set risk limits and controls and to monitor risks. Compliance with policies is reviewed by the Planning, Legal and Finance Committee on a continuous basis.

	Notes	Categories	2010 \$	2009 \$
<b>a) Financial instrument categories</b>				
<b>Financial assets</b>				
<b>Class</b>				
Cash and cash equivalents	4	N/A	2,876,822	1,803,617
Receivables <sup>1</sup>	5	Loans and receivables (at amortised cost)	4,491	5,241
Other financial assets	6	Loans and receivables (at amortised cost)	0	1,100,000
<b>Financial liabilities</b>				
<b>Class</b>				
Payables <sup>2</sup>			17,029	52,488

1 Excludes statutory receivables & prepayments (ie not within scope of AASB7)

2 Excludes statutory payables & unearned revenue

FOUNDATION FOR THE HISTORIC HOUSES TRUST OF NEW SOUTH WALES FOR THE YEAR ENDED 30 JUNE 2010

**b) Credit risk**

Credit risk arises when there is the possibility of the Foundation's debtors defaulting on their contractual obligation, resulting in a financial loss to the Foundation. The maximum exposure to credit risk is generally represented by the carrying amount of the financial assets (net of any allowance for impairment).

Credit risk arises from the financial assets of the Foundation, including cash, receivables and authority deposits. No collateral is held by the Foundation. The Foundation has not granted any financial guarantees.

Credit risk associated with the Foundation's financial assets, other than receivables, is managed through the selection of counterparties and establishment of minimum credit rating standards.

**Cash**

Cash comprises cash on hand and bank balances. Interest is earned on daily bank balances at the daily rate set by the bank. The TCorp Hour-Glass cash facility is discussed in note (d) below.

**Receivables – trade debtors**

All trade debtors are recognised as amounts receivable at balance date. Collectability of trade debtors is reviewed on an ongoing basis. Procedures as established in the Treasurer's Directions are followed to recover outstanding amounts, including letters of demand. Debts which are known to be uncollectable are written off. An allowance for impairment is raised when there is objective evidence that the entity will not be able to collect all amounts due. This evidence includes past experience, and current and expected changes in economic conditions and debtor credit ratings. No interest is earned on trade debtors. Sales are made on 30-day terms.

The Trust is not materially exposed to concentrations of credit risk to a single trade debtor or group of debtors. Based on past experience, debtors that are not past due (2009: \$Nil; 2008: \$Nil) and not less than six months past due (2009: \$Nil; 2008: \$Nil) are not considered impaired and together these represent 100% of the total trade debtors. There are no debtors which are currently not past due or impaired whose terms have been renegotiated.

Statutory receivables are excluded as these are not within the scope of AASB7. Receivables that are not past due and not impaired are excluded.

The Foundation did not have any debtors which were overdue or impaired.

**Authority deposits**

The Foundation had funds on deposit with various Australian incorporated banks including Macquarie Bank, which has been rated 'A1/A' by Standard and Poor's. These deposits are similar to money market or bank deposits and can be placed 'at call' or for a fixed term. For fixed term deposits, the interest rate payable is negotiated initially and is fixed for the term of the deposit, while the interest rate payable on at call deposits may vary.

The term deposits at balance date were earning an average interest rate of 3.88% (2009: 5.1%). The weighted average interest rate over the year was 3.91% (2009: 4.47%) on a weighted average balance during the year of \$992,000 (2009: \$417,795).

None of these assets are past due or impaired.

## FOUNDATION FOR THE HISTORIC HOUSES TRUST OF NEW SOUTH WALES FOR THE YEAR ENDED 30 JUNE 2010

**c) Liquidity risk**

Liquidity risk is the risk that the Foundation will be unable to meet its payment obligations when they fall due.

The Foundation continuously manages risk through monitoring future cash flows and maturities planning to ensure adequate holding of high-quality liquid assets. The objective is to maintain a balance between continuity of funding and flexibility. During the current and previous years, there were no defaults or breaches on any loans payable. No assets have been pledged as collateral. The Foundation's exposure to liquidity risk is deemed insignificant based on previous periods' data and current assessment of risk.

The liabilities are recognised for amounts due to be paid in the future for goods or services received, whether or not invoiced. Amounts owing to suppliers (which are unsecured) are settled in accordance with the policy set out in Treasurer's Directions 219.01. If trade terms are not specified, payment is made no later than the end of the month following the month in which an invoice or a statement is received. Treasurer's Direction 219.01 allows the Minister to award interest for late payment. No interest was paid during the year (2008–09: \$Nil).

The table below summarises the maturity profile of the Foundation's financial liabilities, together with the interest rate exposure.

Maturity analysis and interest rate exposure of financial liabilities								
	Weighted average effective interest rate	Nominal amount <sup>1</sup>	Fixed interest rate	Variable interest rate	Non-interest bearing	< 1 yr	1–5 yrs	> 5 yrs
2010 Payables	–	17,029	–	–	17,029	17,029	–	–
2009 Payables	–	52,488	–	–	52,488	52,488	–	–

<sup>1</sup>The amounts disclosed are the contractual undiscounted cash flows of each class of financial liabilities and therefore may not reconcile to the statement of financial position.

**d) Market risk**

Market risk is the risk that the fair value or future cash flows of a financial instrument will fluctuate because of changes in market prices. The Foundation's exposure to market risk is primarily through interest rate risk associated with the movement in the unit price of the TCorp Hour-Glass Investment Facilities. Notwithstanding the global financial crisis, the impact upon the Foundation is minimal because of the ability to invest in fixed interest facilities. The Foundation has no exposure to foreign currency risk and does not enter into commodity contracts.

FOUNDATION FOR THE HISTORIC HOUSES TRUST OF NEW SOUTH WALES FOR THE YEAR ENDED 30 JUNE 2010

**Interest rate risk**

Exposure to interest rate risk arises primarily through the Foundation's interest-bearing assets. This risk is minimised by undertaking mainly fixed rate investments, primarily with NSW TCorp. The Foundation does not account for any fixed rate financial instruments at fair value through profit or loss or as available-for-sale. Therefore for these financial instruments, a change in interest rates would not affect profit or loss or equity. A reasonably possible change of +/- 1% is used, consistent with current trends in interest rates. The basis will be reviewed annually and amended where there is a structural change in the level of interest rate volatility. The Foundation's exposure to interest rate risk is set out below.

	Carrying amount	-1%		1%	
		Profit	Equity	Profit	Equity
<b>2010</b>					
<b>Financial assets</b>					
Cash and cash equivalents	2,876,822	(28,768)	(28,768)	28,768	28,768
Receivables	4,491	-	-	-	-
Other financial assets	-	-	-	-	-
<b>Financial liabilities</b>					
Payables	17,029	-	-	-	-
<b>2009</b>					
<b>Financial assets</b>					
Cash and cash equivalents	1,803,617	(18,036)	(18,036)	18,036	18,036
Receivables	5,241	-	-	-	-
Other financial assets	1,100,000	-	-	-	-
<b>Financial liabilities</b>					
Payables	52,488	-	-	-	-

**Other price risk – TCorp Hour-Glass facilities**

Exposure to 'other price risk' primarily arises through the investment in the TCorp Hour-Glass Investment Facilities, which are held for strategic rather than trading purposes. The Foundation has no direct equity investments. The Foundation holds units in the following Hour-Glass investment trusts.

Facility	Investment sectors	Investment horizon	2010 \$	2009 \$
Cash facility	Cash, money market instruments	Up to 1.5 years	1,744,364	748,129
Facility	Investment sectors	Change in unit price	2010 \$	2009 \$
Hour-Glass Investment	Cash	+/-1%	17,444	7,481

The unit price of the facility is equal to the total fair value of the net assets held by the facility divided by the number of units on issue for that facility. Unit prices are calculated and published daily.

NSW TCorp is trustee for each of the above facilities and is required to act in the best interest of the unit holders and to administer the trusts in accordance with the trust deeds. As trustee, TCorp has appointed external managers to manage the performance and risks of each facility in accordance with a mandate agreed by the parties. However, TCorp acts as manager for part of the cash facility. A significant portion of the administration of the facilities is outsourced to an external custodian.

## FOUNDATION FOR THE HISTORIC HOUSES TRUST OF NEW SOUTH WALES FOR THE YEAR ENDED 30 JUNE 2010

Investment in the Hour-Glass facilities limits the Foundation's exposure to risk, as it allows diversification across a pool of funds with different investment horizons and a mix of investments.

NSW TCorp provides sensitivity analysis information for each of the investment facilities, using historically based volatility information collected over a ten-year period, quoted at two standard deviations (ie 95% probability). The TCorp Hour-Glass Investment Facilities are designated at fair value through profit or loss and therefore any change in unit price impacts directly on profit (rather than equity). A reasonably possible change is based on the percentage change in unit price (as advised by TCorp) multiplied by the redemption value as at 30 June each year for each facility (balance from Hour-Glass statement).

**e) Fair value**

Financial instruments are generally recognised at cost, with the exception of the TCorp Hour-Glass facilities, which are measured at fair value. As discussed, the value of the Hour-Glass investments is based on the Foundation's share of the value of the underlying assets of the facility, based on the market value. All of the Hour Glass facilities are valued using 'redemption' pricing. The amortised cost of financial instruments recognised in the statement of financial position approximates the fair value, because of the short-term nature of many of the financial instruments.

**12 CHARITABLE FUNDRAISING ACTIVITIES****Results of fundraising activities**

The Foundation receives many donations as a result of its day-to-day activities. In addition, other special fundraising events were conducted during the year and the results are as follows:

	Notes	2010 \$	2009 \$
Donations		226,820	224,418
Sponsorship		51,616	40,000
Gross income from fundraising	A	278,436	264,418
<b>Cost of fundraising</b>	B	<b>(36,548)</b>	<b>(25,992)</b>
Net surplus from fundraising	C	241,888	238,426
Cost of services provided	D	–	–
Transferred to/(from) accumulated funds		241,888	238,426
		<b>241,888</b>	<b>238,426</b>
<b>List of all forms of appeals – events and appeals</b>			
<b>How appeal moneys are applied</b>			
Distributions to the HHT		191,000	40,000
<b>Comparative figures and ratios</b>			
Cost of fundraising to gross income from fundraising	B/A	13%	10%
Net surplus from fundraising to gross income from fundraising	C/A	87%	90%
Cost of services provided to total expenditure	D/(B+D)	0%	0%
Cost of services provided to gross income from fundraising	D/A	0%	0%

END OF AUDITED FINANCIAL STATEMENTS

# Index

- Admission fees, 10
- Annual report printing costs, 64
- Associated groups, 58
- Audience, 17
- Audit reviews, 11
- Auditor's reports, 78, 112–14
- Awards, 4
  
- Capital works, 21
- Caroline Simpson Library & Research Collection, 30, 69
- Chairman's Review, 6–7
- Collections, 16
- Collections Valuation Committee, 58
- Commendation, 4
- Commercial activity, 21
- Commercial Lease Committee, 59
- Commitment, 4
- Commitment to women, 58–61
- Committees, 10, 58
- Conservation and Asset Management staff, 67
- Consultants, 74
- Consumer response, 12
- Corporate governance, 10–12
- Credit card certification, 62
  
- Delegations, 10
- Directorate staff, 67
- Director and Management Group, 10
- Director's overview, 8–9
- Disability Action Plan, 61–2
- Displays, 15
  
- Education, 15–16, 46
- Education Advisory Committee, 59
- Electronic service delivery, 62
- Elizabeth Bay House, 31, 69
- Elizabeth Farm, 32, 69
- Endangered Houses Fund Committee, 59
- Endangered Houses Fund Program, 20–1, 47, 67
- Energy management, 62
- Environmental management/sustainability, 11, 62
- Equal Employment Opportunity, 64–5
- Ethical standards, 11
- Events, 16, 48
- Exhibitions, 14–15
- Exhibitions and publications, 49
- Exhibitions Advisory Committee, 59
- Expertise, staff, 20
  
- Finance & Audit Committee, 59
- Finances and public resources, 21
- Financial information, 74–125
  - Foundation, 110–125
- Fleet management, 62
- Foundation for the Historic Houses Trust of New South Wales, 53, 58, 66–7, 70
  - Financial information 110–125
- Freedom of information, 11
- Fundraising, 66–7
  
- Government House, 33, 69
- Grants, 12, 66
- Guarantee of service, 12
  
- Heritage management, 10
- Human resources, 64
- Hyde Park Barracks Museum, 34, 70
  
- IT Steering Committee, 59
- Indigenous programs, 63
- Insurance, 10
  
- Joint Consultative Committee, 60
- Justice & Police Museum, 35, 70
  
- Land disposal, 12
- Learning & Outreach Division staff, 67
  
- Major works in progress, 12
- Management Services Division staff, 68
- Marketing and Business Development Division staff, 68–69
- Media coverage, 17
- Members of the Historic Houses Trust of New South Wales, 54, 58, 70
- Meroogal, 36, 70
- Mission, 4
- Multicultural Policies and Services Program, 63
- Museum of Sydney, 37, 70
  
- Non-English speaking background staff, 27
- Occupational Health & Safety (OH&S), 65
- Occupational Health & Safety (OH&S) Committee, 60
- Organisational chart, 28
- Outreach, 17
- Overseas travel, 64
- Overview, 4
  
- Paid admissions, 18–19
- Partnerships, 17, 20
- Privacy Management Plan, 12
- Properties, 5, 30–44
  - Opening times, 21
  - See also Caroline Simpson Library & Research Collection, Elizabeth Bay House, Elizabeth Farm, Government House, Hyde Park Barracks Museum, Justice & Police Museum, Meroogal, Museum of Sydney, Rose Seidler House, Rouse Hill House & Farm, Susannah Place Museum, The Mint, Vaucluse House
- Properties, collections and programs, 14–17
- Properties list, 5
- Public Programs Committee, 60
- Publications, 17
- Publications Committee, 60
  
- Records, 11
- Regional, 17, 50
- Retail, 51
- Revenue, 21
- Risk management, 10
- Rose Seidler House, 38, 70
- Rouse Hill House & Farm, 39, 70
- Rouse Hill Hamilton Collection Pty Ltd, 58
  
- Salaries and wages, 27, 64
- Security Committee, 60
- Sponsors, 64, 66
- Staff and Management Advisory Committee (SAMPAC), 61
- Staff, 26–7
- Staff list, 67
- Staff distribution, 65
- Standing, 4
- Susannah Place Museum, 40, 70
  
- The Mint, 41, 70
  - See also Caroline Simpson Library & Research Collection
- Training and education, 20, 62
- Travelling exhibitions, 15
- Trustees, 10, 24–5
  
- Vaucluse House, 42, 70
- Venues, 52
- Visitors, 14–19, 43–4
- Visitors, virtual, 17
- Volunteers program, 55
- Volunteers Forum, 55
- Volunteers list, 71
  
- Waste management, 62
- Water management, 62
- Website, 17
- Women, our commitment to, 58

# Contacts

All properties are closed Good Friday and Christmas Day

## Historic Houses Trust

Head Office  
The Mint  
10 Macquarie Street  
Sydney NSW 2000  
T 02 8239 2288  
F 02 8239 2299  
E info@hht.net.au  
Open Monday to Friday 9am–5pm  
infoline 02 8239 2442  
TTY 02 8239 2377  
www.hht.net.au

## Caroline Simpson Library & Research Collection

The Mint  
10 Macquarie Street  
Sydney NSW 2000  
T 02 8239 2233  
F 02 8239 2433  
E library@hht.net.au  
http://library.hht.net.au  
Open Monday to Friday 9am–5pm

## Elizabeth Bay House

7 Onslow Avenue  
Elizabeth Bay  
T 02 9356 3022  
F 02 9357 7176  
Open Friday to Sunday 9.30am–4pm  
*Schools and booked groups by arrangement*

## Elizabeth Farm

70 Alice Street  
Rosehill  
T 02 9635 9488  
F 02 9891 3740  
Open Friday to Sunday 9.30am–4pm  
Daily in January, during NSW school holidays and NSW public holidays  
*Schools and booked groups by arrangement*

## Government House

Macquarie Street  
Sydney  
T 02 9931 5222  
F 02 9931 5208  
House open Friday to Sunday 10.30am–3pm  
Access by guided tour only  
Grounds open daily 10am–4pm  
*Schools and booked groups by arrangement*

## Hyde Park Barracks Museum

Queens Square  
Macquarie Street Sydney  
T 02 8239 2311  
F 02 8239 2322  
Open daily 9.30am–5pm  
*Schools and booked groups by arrangement*

## Justice & Police Museum

Cnr Albert and Phillip Streets  
Circular Quay  
T 02 9252 1144  
F 02 9252 4860  
Open weekends 10am–5pm  
Daily in January, during NSW school holidays and NSW public holidays  
*Schools and booked groups by arrangement*

## Meroogal

Cnr Worrigea and West Streets  
Nowra  
T 02 4421 8150  
F 02 4421 2747  
Open Saturday 1pm–5pm and Sunday 10am–5pm  
Access by guided tour only, on the hour  
Open Friday to Sunday 10am–5pm in January  
*Schools and booked groups by arrangement*

## Museum of Sydney

*on the site of first Government House*

Cnr Bridge and Phillip Streets  
Sydney  
T 02 9251 5988  
F 02 9251 5966  
Open daily 9.30am–5pm  
*Schools and booked groups by arrangement*

## Rose Seidler House

71 Clissold Road  
Wahroonga  
T 02 9989 8020  
F 02 9487 2761  
Open Sunday 10am–5pm  
*Schools and booked groups by arrangement*

## Rouse Hill House & Farm

Guntawong Road, via Rouse Road  
Rouse Hill  
T 02 9627 6777  
F 02 9627 6776  
Wednesday to Sunday 9.30am–4.30pm  
(Bookings advisable)  
*Schools and booked groups by arrangement*

## Susannah Place Museum

58–64 Gloucester Street  
The Rocks  
T 02 9241 1893  
F 02 9241 2608  
Open weekends 10am–5pm  
Access by guided tour only, every half hour, no tour 1.30 and 3.30pm  
Daily in January and NSW school holidays  
*Schools and booked groups by arrangement*

## Vaucluse House

Wentworth Road  
Vaucluse  
T 02 9388 7922  
F 02 9337 4963  
Open Friday to Sunday 9.30am–4pm  
Daily in January, during NSW school holidays and NSW public holidays  
*Schools and booked groups by arrangement*

## PRODUCTION CREDITS

### Editor

Philippa Ardlie

### Copyeditor

Rhian Hull

### Design

Trudi Fletcher

### Printer

Digitalpress, Sydney

### Paper Stock

Cover/Text

300gsm/140gsm Ecostar

Made carbon neutral

100% recycled, post consumer waste

*opposite, photographs (detail), top row, clockwise from left: Government House, photograph © Leo Rocker | Susannah Place Museum, photograph © Jody Pachniuk | Museum of Sydney, photograph © Patrick Bingham-Hall | Vaucluse House, photograph Scott Hill © HHT | Meroogal, photograph © Patrick Bingham-Hall | second row, l-r: Elizabeth Farm, photograph © Christopher Shain | Hyde Park Barracks, photograph © Leo Rocker | The Mint, photograph © Paolo Busato | bottom row, l-r: Justice & Police Museum, photograph © Jenni Carter | Elizabeth Bay House, photograph Scott Carlin © HHT | Rose Seidler House, photograph © Justin Mackintosh | Rouse Hill House & Farm, photograph © Patrick Bingham-Hall*



**“History lessons should  
be conducted here,  
rather than inside  
a school room.  
Very, very well done.”**

Visitor, Bribie Island, Queensland